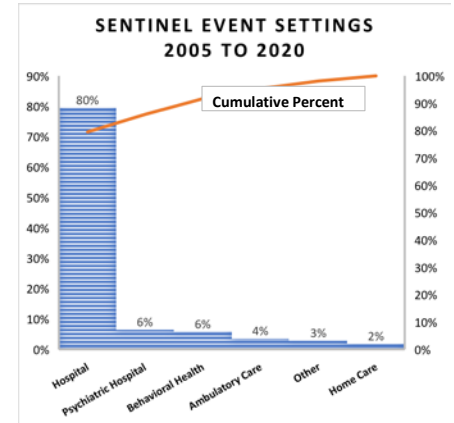
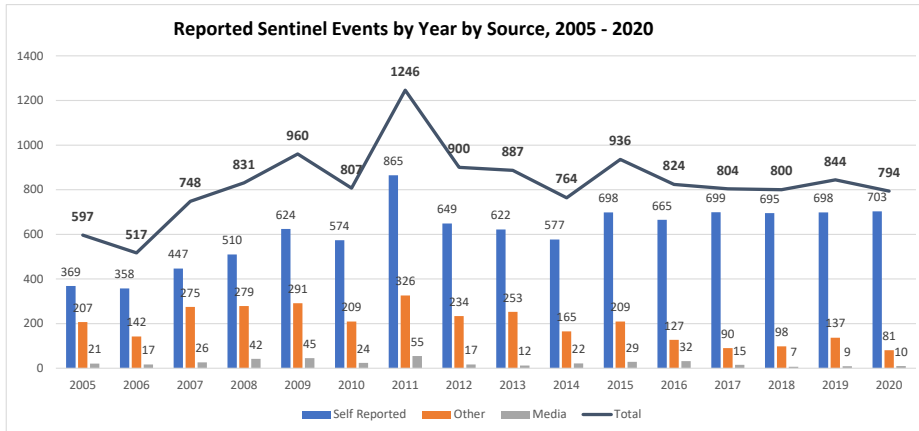


Summary Data of Sentinel Events Reviewed by The Joint Commission

Data Limitations: The reporting of most sentinel events to The Joint Commission is voluntary and represents only a small proportion of actual events. Therefore, these data are not an epidemiologic data set and no conclusions should be drawn about the actual relative frequency of events or trends in events over time.

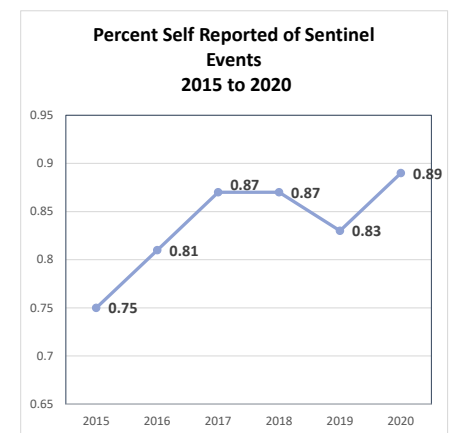
Total number of Sentinel Events reviewed by The Joint Commission 1995 through 2020

16126



Type of Sentinel Event	2018	2019	2020	Total
Anesthesia-Related Event	13	20	3	58
Care Management Events	304	311	357	972
Clinical alarm response	15	7	27	49
Delay in treatment	69	70	76	215
Fall	124	143	170	437
Infection related	3	5	2	10
Lab, Radiology, Pathology related events	5	8	8	21
Medication Management	33	29	24	86
Other	1	0	0	1
Perinatal Event	27	24	18	69
Pressure injuries	7	9	7	23
Restraint Related Event	7	5	5	17
Severe maternal morbidity	12	10	16	38
Transition of Care	1	1	2	4
VTE - Venous Thromboembolism	0	0	2	2
Environment Events	42	45	30	117
External environmental issues	0	2	0	2
Fire	20	27	30	77
Implantable device	2	0	0	2
Med/surg supply including disposable product	4	7	0	11
Medical equipment	15	8	0	23
Physical Environment	1	1	0	2
Product or Device Events	0	0	15	15
Med/surg supply including disposable product	0	0	1	1
Medical equipment	0	0	14	14
Protection Events	86	87	89	262
Assault	19	16	24	59
Drug OD	1	0	0	1
Elopement	9	14	11	34
Homicide	4	3	5	12
Abduction	0	0	2	2
Rape/sexual assault	12	21	23	56
Self-harm	41	33	24	98
Suicide	83	96	81	260
Suicide - emergency dept	3	8	2	13
Suicide - inpatient	38	39	27	104
Suicide - offsite w/in 72 hours	42	49	52	143
Surgical or Invasive Procedure Events	272	237	219	728
Burns	0	6	2	8
Op/Post-op complications	25	19	14	58
Other	5	5	2	12
Unintended retention of a foreign object	132	124	106	362
Wrong implant	7	9	4	20
Wrong patient	14	9	13	36
Wrong procedure	8	13	10	31
Wrong site	81	52	68	201
Unassigned**	0	48	0	48
Total	800	844	794	2438

Sentinel Event Outcome 2005 through 2020	#	%
Patient Death	6485	47.96%
Unexpected Additional Care/Extended	3320	24.55%
Severe Temporary Harm	1327	9.81%
Permanent Loss of Function	849	6.28%
Other	790	5.84%
Psychological Impact	308	2.28%
Permanent Harm	238	1.76%
Unassigned**	201	1.49%
Unknown	5	0.04%
Total Patients Impacted	13523	100.00%



*Other settings include: Disease Specific Care, Diagnostic Imaging, Hospice Care

**Category unassigned at the time of report.

***Multiple patients may be impacted by a single event.