

Improving America's Hospitals

The Joint Commission's Annual Report on Quality and Safety

2013



*Top Performer on
Key Quality Measures®*



IN MEMORIAL



The Joint Commission enterprise dedicates
this report in memory of our colleague and friend,
Jerod M. Loeb, Ph.D. (1949-2013),
executive vice president, Healthcare Quality Evaluation.

Dr. Loeb was a patient safety champion
whose work was guided by the hard evidence of data,
by the gravity of the problem at hand,
leavened with a full measure of compassion.

Table of Contents

Letter from The Joint Commission President and CEO	4-5
Executive Summary	6-12
Graph 1: Heart attack care accountability composite	8
Graph 2: Pneumonia care accountability composite.....	9
Graph 3: Surgical care accountability composite	9
Graph 4: Children’s asthma care accountability composite	10
Graph 5: Inpatient psychiatric services accountability composite	10
Graph 6: Venous thromboembolism care accountability composite	11
Graph 7: Stroke care accountability composite	11
Graph 8: Percent of hospitals with overall accountability composite greater than 95 percent	12
The Joint Commission’s <i>Top Performer on Key Quality Measures</i> ® program	13-14
Accountability Measures Summary	15-16
Table 1: Measure set composite results for accountability measures	15
Table 2: Percentage of hospitals achieving composite rates greater than 95 percent for accountability measure sets	16
National Performance Summary	17-25
Table 3: Heart attack care measure results	17
Table 4: Heart failure care measure results	18
Table 5: Pneumonia care measure results	18
Table 6: Surgical care measure results.....	19
Table 7: Children’s asthma care measure results	20
Table 8: Inpatient psychiatric services measure results	21
Table 9: Inpatient psychiatric services ratio measure results	22
Table 10: Venous thromboembolism (VTE) care measure results.....	23
Table 11: Stroke care measure results	23
Table 12: Perinatal care measure results	24
Table 13: Immunization measure results	24
Table 14: Percentage of hospitals achieving 95 percent or greater performance	25
Understanding the Quality of Care Measures	26-29
Glossary	30-32
Appendix	33-39
Appendix 1: Short and original measure names	33-34
Appendix 2: 2012 accountability measures	35
Appendix 3: 2012 core measures being tested or evaluated against accountability measure criteria.....	36
Appendix 4: Timeline for development of <i>Improving America’s Hospitals</i> annual report.....	37
Appendix 5: Number of hospitals that submit accountability measure data and number of <i>Top Performer</i> hospitals for each state.....	38-39
List of 2012 <i>Top Performer on Key Quality Measures</i> ® hospitals	40-60

Letter from The Joint Commission President and CEO



Each day, The Joint Commission works to support its accredited hospitals in their quest to improve health care quality performance. We have a strong mutual commitment to assuring that evidence-based interventions are delivered in the right way and at the right time.

These efforts continue to reap dividends, as shown by the results summarized this year in *Improving America's Hospitals: The Joint Commission's Annual Report on Quality and Safety 2013*. We are pleased to report that 1,099 hospitals have earned a place this year in our *Top Performer on Key Quality Measures*[®] program. These hospitals represent 33 percent of all Joint Commission-accredited hospitals reporting accountability measure performance data for 2012. In addition to being named in this report, *Top Performer* hospitals are highlighted at www.jointcommission.org and on The Joint Commission's Quality Check[®] website – www.qualitycheck.org.

This year, we are recognizing 77 percent more hospitals than last year – 479 more to be exact. Plus, another 20 percent of Joint Commission-accredited hospitals are only one measure short of the *Top Performer* goal. That means more than half of Joint Commission-accredited hospitals have reached or have nearly reached *Top Performer* distinction. This truly shows that we are approaching a tipping point in hospital quality performance. The results prove once again that shared goals, data, and solutions improve health care quality and contribute to better health outcomes for patients.

The many fine Joint Commission-accredited hospitals that did not make the *Top Performer* list continue to make significant strides. This year's results on accountability measures show improvements on each of the nine measure sets and on all individual measures reported both this year and last year. These results reflect the collective performance of more than 3,300 Joint Commission-accredited hospitals working diligently to improve quality and safety.

This improvement is supported by numerous efforts of The Joint Commission, including accreditation itself, the accountability measures, and the structured and audited data process. In addition, The Joint Commission provides a Core Measure Solution Exchange[®], which promotes the sharing of success stories among hospitals. This database helps hospitals to learn how peers have achieved excellent performance on core measures. To date, more than 200 core measure solutions have been posted by hospitals that have dramatically improved and sustained their performance. These solutions are available to Joint Commission-accredited organizations on the secure Joint Commission Connect extranet. We encourage hospitals that have found solutions to post them to the exchange.



Letter from The Joint Commission President and CEO (Cont'd)

The Joint Commission and its accredited hospitals continue to improve quality and safety in health care. By tracking the results found in each year's edition of this report, you can see how results considered outstanding several years ago are now achieved by virtually every Joint Commission-accredited hospital in America today.

To further improve performance, the required number of selected core measure sets for which a hospital must submit data to The Joint Commission will increase from four to six, effective January 1, 2014. By raising the bar, The Joint Commission is helping its accredited organizations stay up-to-date and relevant. The noteworthy improvements detailed in this report are the end result of having common measures, goals, and solutions – and they emphasize the mindfulness of Joint Commission-accredited hospitals as they strive to *always* do the right thing for patients and to constantly improve the quality and safety of health care.

Sincerely,

A handwritten signature in black ink, appearing to read "Mark Chassin".

Mark R. Chassin, M.D., F.A.C.P., M.P.P., M.P.H.
President and Chief Executive Officer
The Joint Commission

Executive Summary

Demonstrating an exceptional commitment to quality improvement, 1,099 hospitals have achieved the outstanding accountability measure performance required to be included in the *Top Performer on Key Quality Measures*[®] program for 2013 (using 2012 data). These hospitals represent 33 percent of all Joint Commission-accredited hospitals reporting accountability measure performance data for 2012, and include general, children's, psychiatric, surgical specialty, and critical access hospitals.

An accountability measure is a quality measure that meets four criteria designed to identify measures that produce the greatest positive impact on patient outcomes when hospitals demonstrate improvement. (For more information, see accountability process measure in the Glossary, and Appendix 2 and 3.)

Improving America's Hospitals: The Joint Commission's Annual Report on Quality and Safety 2013 recognizes these hospitals for their exemplary performance in providing evidence-based interventions in the right way and at the right time. This report also summarizes the performance of all Joint Commission-accredited hospitals on 47 accountability measures (see Appendix 2) of evidence-based care processes closely linked to positive patient outcomes.

Core measures for heart attack care, heart failure care, and pneumonia care have been followed for 11 years (2002-2012). Results for five measure sets have been compiled for from eight to three years (surgical care, children's asthma care, inpatient psychiatric services, venous thromboembolism (VTE) care, and stroke care). Results for the perinatal care measure set – which has been a test measure set in previous reports – are included for the past two years. A new measure set for immunization is included in the report for the first time this year.

The magnitude of improvement on overall composite accountability measure performance has been 15.8 percentage points since 2002. Improvement on individual measures has ranged from a small fraction of a percentage point (for a measure that improved from 99.8 percent to 100.0 percent) to 46.1 percent. All accountability measures tracked over at least two years showed improvement from the year of inception to 2012.

While the data show impressive gains in hospital quality performance, improvements can still be made. Some hospitals perform better than others in treating particular conditions. Quality and safety results for specific hospitals can be found at www.qualitycheck.org.

More than 3,300 Joint Commission-accredited hospitals contributed data. See the Glossary for definitions.

Key Findings

1. The number of hospitals recognized by the *Top Performer on Key Quality Measures*[®] program has increased by 77 percent from last year, with 1,099 hospitals earning this achievement for 2013. These hospitals represent 33 percent of all Joint Commission-accredited hospitals reporting accountability measure performance data for 2012.

Each of the 1,099 *Top Performer* hospitals met three performance criteria based on 2012 accountability measure data. A recognized hospital must: 1) achieve cumulative performance of 95 percent or above across all reported accountability measures; 2) achieve performance of 95 percent or above on each and every reported accountability measure where there are at least 30 denominator cases; and 3) have at least one core measure set that has a composite rate of 95 percent or above, and (within that measure set) all applicable individual accountability measures have a performance rate of 95 percent or above. See the specific [eligibility criteria](#).

A 95 percent score means a hospital provided an evidence-based practice 95 times out of every 100 opportunities to provide the practice. Each accountability measure represents an evidence-based practice – for example, giving aspirin at arrival for heart attack patients, giving antibiotics one hour before surgery, and providing a home management plan for children with asthma.

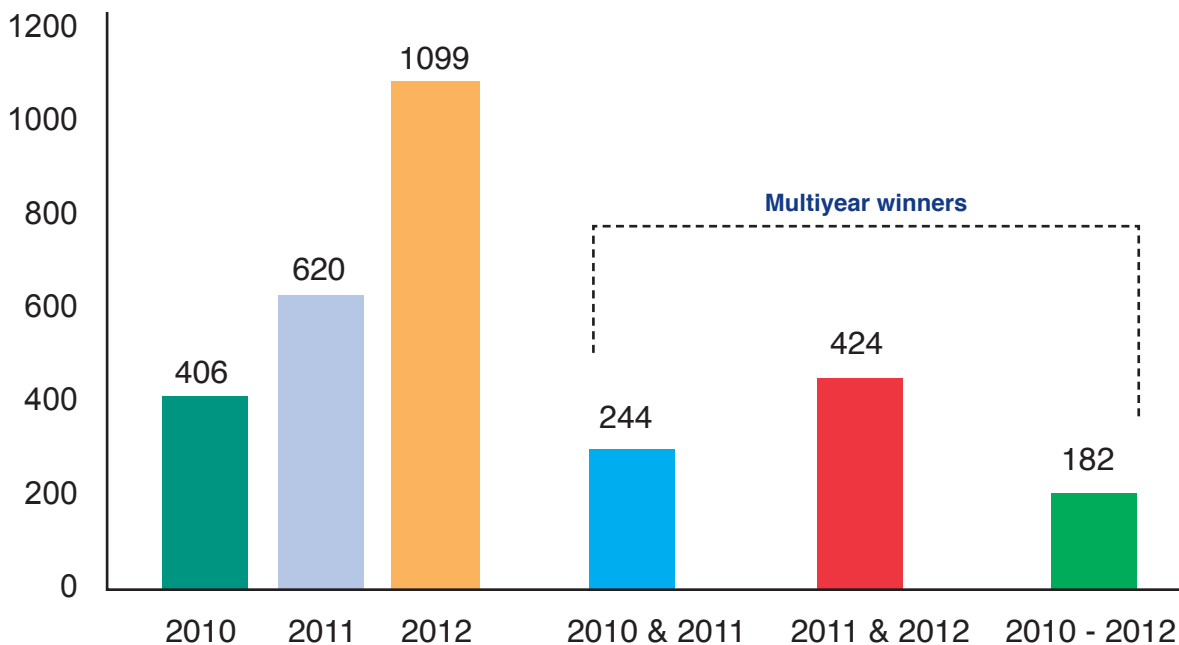
Executive Summary (Cont'd)

2. Of the 1,099 *Top Performer* hospitals, 424 achieved the distinction for the past two years in a row and 182 for the past three years in a row.

In addition to the 1,099 hospitals (33 percent of all Joint Commission-accredited hospitals reporting accountability measure performance data for 2012) achieving *Top Performer* status, another 673 hospitals (20 percent) fell slightly short by missing 95 percent performance on only one measure. These 673 hospitals are “on track” to potentially achieve *Top Performer* status next year. In last year’s report, there were 583 on-track hospitals; this year, 253, or 43 percent, of those on-track hospitals attained *Top Performer* status.

This improvement is supported by numerous efforts of The Joint Commission, including accreditation itself, the accountability measures, and the structured and audited data process. In addition, to help accredited hospitals improve core measure performance – and perhaps en route to achieving *Top Performer* status – The Joint Commission provides an online Core Measure Solution Exchange®, available through the Joint Commission Connect extranet. The exchange promotes the sharing of success stories among hospitals. To date, more than 200 core measure solutions have been posted by hospitals that have dramatically improved and sustained their performance. Hospitals are encouraged to post solutions their peers would find useful to the exchange.

Increase in *Top Performer* hospitals in 2010, 2011 and 2012



3. For the first time, this report includes the number of *Top Performer* hospitals by state for the past three years.

On pages 38-39, a table shows the number of Joint Commission-accredited hospitals within each state (and the District of Columbia and Puerto Rico) achieving *Top Performer* status in 2010, 2011, and 2012. For 2012, there is at least one recognized hospital for each state.

Executive Summary (Cont'd)

4. Hospital performance on accountability measures has improved significantly over time, greatly enhancing the quality of care provided in Joint Commission-accredited hospitals. Still, more improvement is needed and is expected to continue.

The Joint Commission illustrates improvement with a “composite” result, which sums up the results of all individual accountability measures into a single summary score. In 2012, Joint Commission-accredited hospitals achieved 97.6 percent composite accountability measure performance on 18.3 million opportunities to perform care processes closely linked to positive patient outcomes – an improvement of 15.8 percentage points since 2002, when hospitals achieved 81.8 percent composite performance on 957,000 opportunities.

While hospitals achieved 95 percent or better performance on most individual measures, more improvement is needed. For example, hospitals can improve their performance on these measures relating to providing care plans or discharge instructions: creating home management care plans for child asthma patients (86.7 percent performance), transmitting continuing care plans for psychiatric patients (86.1 percent performance), and providing warfarin discharge instructions for VTE patients (82.2 percent performance).

5. Joint Commission-accredited hospitals have significantly improved the quality of care provided to heart attack, pneumonia, surgical care, children’s asthma care, inpatient psychiatric, VTE, and stroke patients, according to composite accountability measure results.

Composite accountability measures for heart attack and pneumonia care have been compiled since 2002, surgical care since 2005, children’s asthma care since 2008, inpatient psychiatric services since 2009, and VTE and stroke care since 2010. Composite accountability measures for immunization were compiled for the first time in 2012. For more information about accountability composite results versus composite results, see “Note on Calculations and Methodology” on page 28.

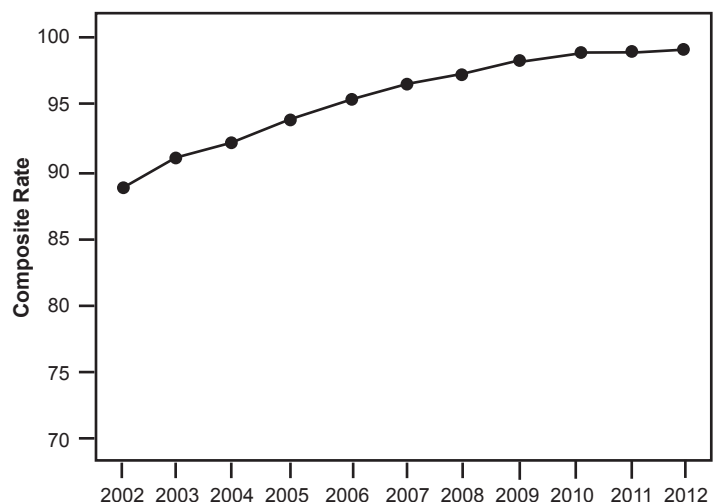
Note: The composites for each year are calculated on measures active for the year; active measures can change from year to year. The two measures in the immunization set were formerly a part of the pneumonia care set. There is no accountability composite for heart failure care since there is only one heart failure accountability measure. A composite must have at least two measures. However, the overall accountability composite results (see graph 8) include the one heart failure measure.

- **The 2012 heart attack care result is 98.8 percent**, up from 88.6 percent in 2002 – an improvement of 10.2 percentage points. A 98.8 percent score means that hospitals provided an evidence-based heart attack treatment 988 times for every 1,000 opportunities to do so.

This composite includes:

- Aspirin at arrival
- Aspirin at discharge
- ACEI or ARB at discharge
- Beta-blocker at discharge
- Fibrinolytic therapy within 30 minutes
- PCI therapy within 90 minutes
- Statin prescribed at discharge

Graph 1: Heart attack care accountability composite



Since implementation in 2002, the average number of hospitals reporting data was 2,324, and ranged from 1,576 to 2,788.

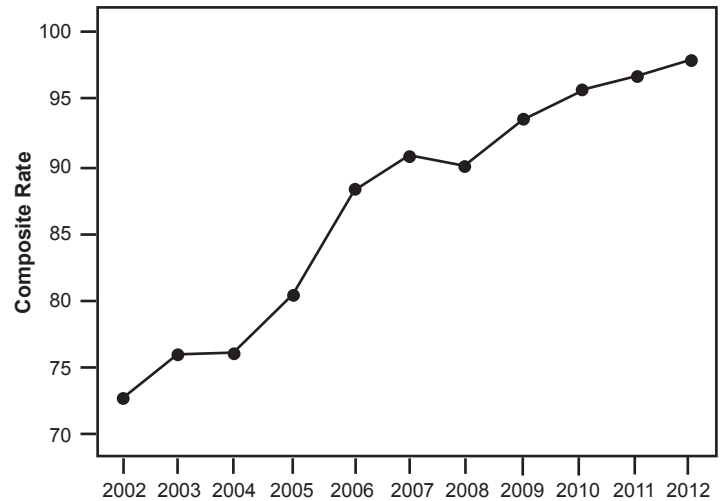
Executive Summary (Cont'd)

- **The 2012 pneumonia care result is 97.4 percent,** up from 72.4 percent in 2002 – an improvement of 25.0 percentage points.

This composite includes:

- Blood cultures in ICU
- Blood cultures in ED
- Antibiotics to non-ICU patients

Graph 2: Pneumonia care accountability composite



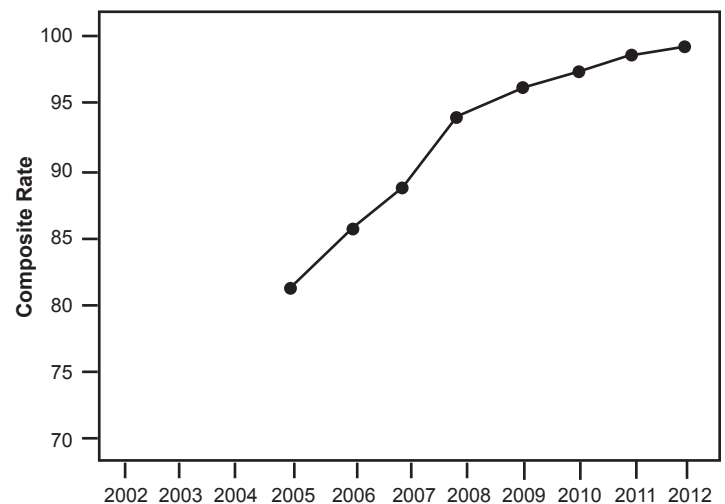
Since implementation in 2002, the average number of hospitals reporting data was 2,731, and ranged from 1,935 to 2,962.

- **The 2012 surgical care result is 98.3 percent,** up from 82.1 percent in 2005 – an improvement of 16.2 percentage points.

This composite includes:

- Antibiotics within one hour before the first surgical cut
- Appropriate prophylactic antibiotics
- Stopping antibiotics within 24 hours
- Beta-blocker patients who received beta-blocker perioperatively
- Cardiac patients with controlled postoperative blood glucose
- Patients with appropriate hair removal
- Prescribing VTE medicine/treatment
- Receiving VTE medicine/treatment
- Urinary catheter removed

Graph 3: Surgical care accountability composite



Since implementation in 2005, the average number of hospitals reporting data was 1,884, and ranged from 258 to 2,766.

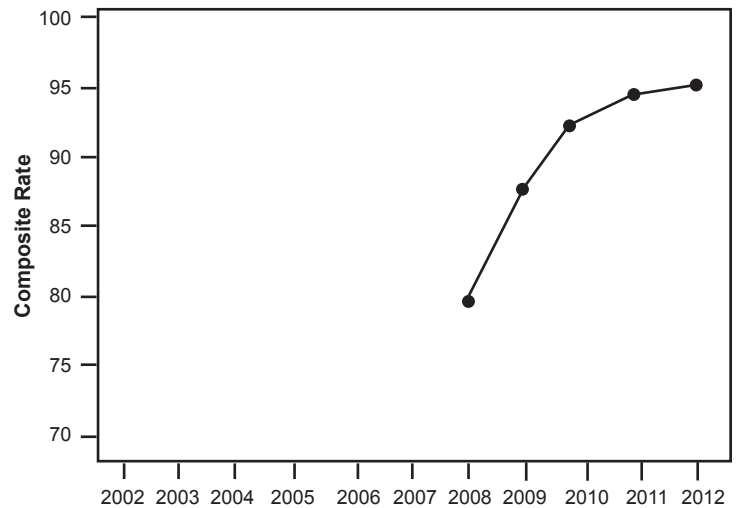
Executive Summary (Cont'd)

- **The 2012 children's asthma care result is 95.5 percent**, up from 79.8 percent in 2008 – an improvement of 15.7 percentage points.

This composite includes:

- Relievers for inpatient asthma
- Systemic corticosteroids for inpatient asthma
- Home management plan of care

Graph 4: Children's asthma care accountability composite



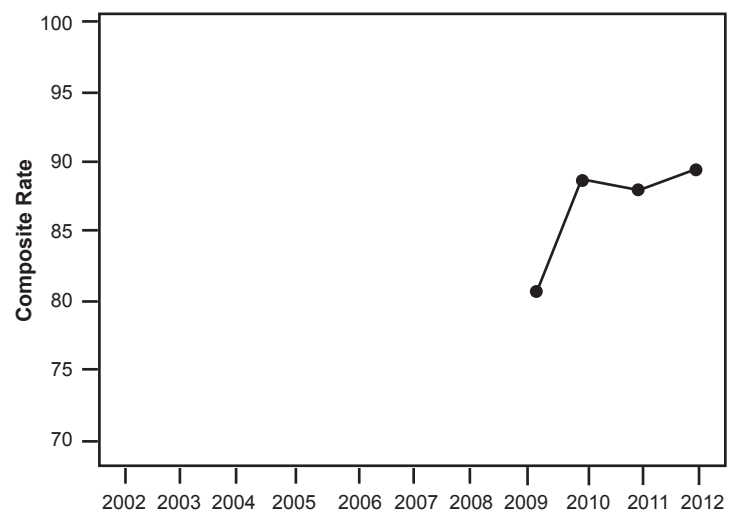
Since implementation in 2008, the average number of hospitals reporting data was 175, and ranged from 110 to 231.

- **The 2012 inpatient psychiatric services result is 89.7 percent**, up from 80.5 percent in 2009 – an improvement of 9.2 percentage points.

The composite includes:

- Continuing care plan created
- Continuing care plan transmitted

Graph 5: Inpatient psychiatric services accountability composite



Since implementation in 2009, the average number of hospitals reporting data was 368, and ranged from 244 to 469.

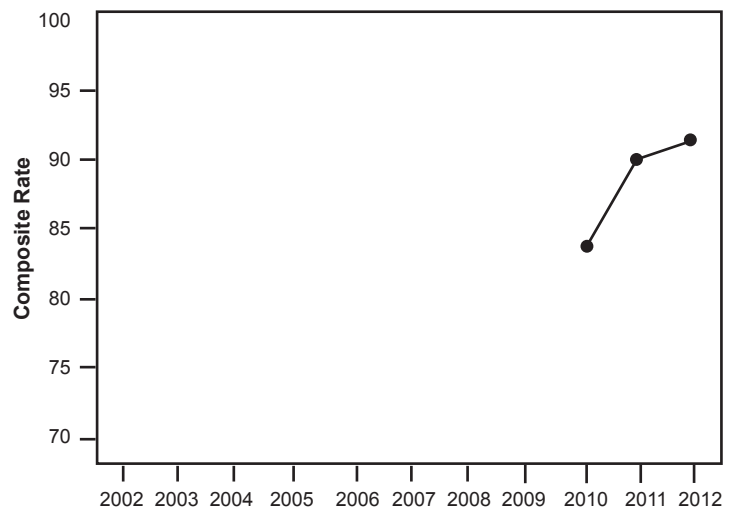
Executive Summary (Cont'd)

- **The 2012 venous thromboembolism (VTE) care result is 91.0 percent**, up from 82.7 in 2010 – an improvement of 8.3 percentage points.

This composite includes:

- VTE medicine/treatment
- VTE medicine/treatment in ICU
- VTE patients with overlap therapy
- VTE patients with UFH monitoring
- VTE warfarin discharge instructions

Graph 6: Venous thromboembolism (VTE) care accountability composite



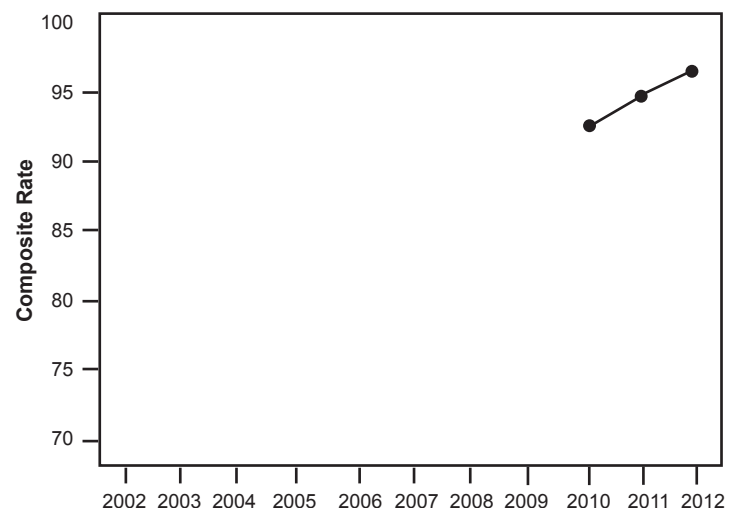
Since implementation in 2010, the average number of hospitals reporting data was 70, and ranged from 59 to 80.

- **The 2012 stroke care result is 96.2 percent**, up from 92.7 percent in 2010 – an improvement of 3.5 percentage points.

The composite includes:

- Anticoagulation therapy for atrial fibrillation/flutter
- Antithrombotic therapy by end of hospital day two
- Assessed for rehabilitation
- Discharged on antithrombotic therapy
- Discharged on statin medication
- Stroke education
- Thrombolytic therapy
- VTE medicine/treatment

Graph 7: Stroke care accountability composite



Since implementation in 2010, the average number of hospitals reporting data was 133, and ranged from 105 to 151.

- **The 2012 immunization result is 88.6 percent.** This is the first year this measure set has been reported. The composite includes:
 - Influenza vaccination
 - Pneumococcal vaccination

Executive Summary (Cont'd)

6. The percentage of Joint Commission-accredited hospitals achieving composite accountability measure performance greater than 95 percent* in 2012 was 83.0 percent, up from 74.6 percent in 2011 – an improvement of 8.4 percentage points. This composite includes 40 of the 47 2012 accountability measures. For more information, see Appendix 2 or the applicable table in the National Performance Summary section of this report.

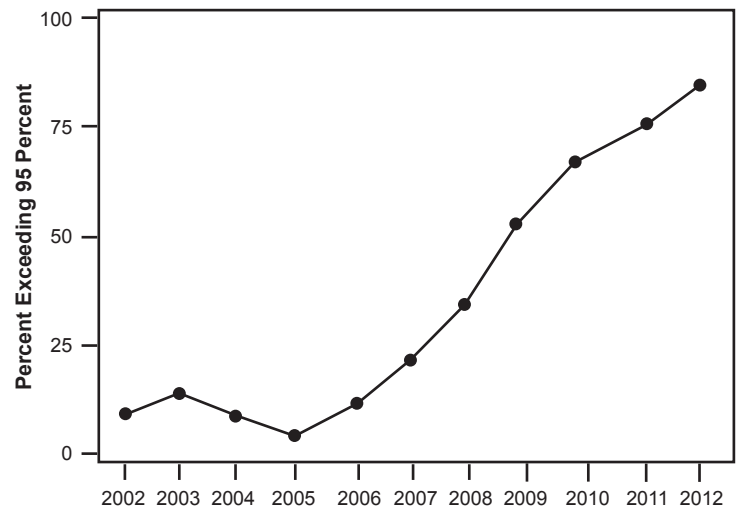
In 2008, only 33.8 percent of Joint Commission-accredited hospitals achieved 95 percent performance on measures in four sets – heart attack care, pneumonia care, surgical care, and children’s asthma care.

Composite accountability measure performance of 85 percent was a performance requirement (Standard PI.02.01.03, Element of Performance 1) for the first time in 2012, and 98.6 percent of Joint Commission-accredited hospitals met this requirement. The new requirement is intended to help improve performance on selected ORYX® core measures of patient care. (This standard does not apply to the critical access hospital program.)

In order to further improve performance, the required number of selected core measure sets for which a hospital must submit data will increase from four to six, effective January 1, 2014.

**This threshold was 90 percent in previous reports, but was increased to 95 percent to better reflect the overall higher performance of the majority of Joint Commission-accredited hospitals.*

Graph 8: Percent of hospitals with overall accountability composite greater than 95 percent



Since implementation in 2002, the average number of hospitals reporting data was 3,233, and ranged from 3,073 to 3,419.

What’s new this year

- The *Top Performer on Key Quality Measures®* program recognized 1,099 Joint Commission-accredited hospitals achieving excellence in accountability measure performance.
- The new immunization measure set was formed by taking two measures (pneumococcal immunization and influenza vaccination) from the pneumonia care measure set to expand coverage beyond pneumonia patients.
- This report includes a table that shows the number of Joint Commission-accredited hospitals within each state achieving *Top Performer* status in 2010, 2011, and 2012.
- The threshold for the overall accountability composite was 90 percent in previous reports, but was increased to 95 percent to better reflect the overall higher performance of the majority of Joint Commission-accredited hospitals.

The *Top Performer on Key Quality Measures*[®] program

The *Top Performer on Key Quality Measures*[®] program recognizes Joint Commission-accredited hospitals that attain and sustain excellence in accountability measure performance. This annual recognition program occurs in the fall of each year and coincides with the publication of The Joint Commission's *Improving America's Hospitals* annual report.

LIST OF 2012 *TOP PERFORMER* HOSPITALS

See pages 40-60 for this year's list of *Top Performer on Key Quality Measures*[®] hospitals.

There are 1,099 hospitals being recognized for 2012 – a 77 percent increase from last year; they represent 33 percent of all Joint Commission-accredited hospitals reporting accountability measure performance data for 2012. Of the 1,099 *Top Performer* hospitals, 424 achieved the distinction for the past two years in a row and 182 for the past three years in a row. Each year, the percentage of top performing hospitals will vary. (Most Joint Commission-accredited hospitals are required to report performance measure data to The Joint Commission while many critical access hospitals voluntarily report these data.)

How *Top Performer* hospitals are determined

Recognition in The Joint Commission's *Top Performer on Key Quality Measures*[®] program is based on an aggregation of accountability measure data reported to The Joint Commission during the previous calendar year. This year's program results are based on data that were reported for 2012. A recognized hospital must meet three performance criteria based on accountability data: 1) achieve cumulative performance of 95 percent or above across all reported accountability measures; 2) achieve performance of 95 percent or above on each and every reported accountability measure where there are at least 30 denominator cases; and 3) have at least one core measure set that has a composite rate of 95 percent or above, and (within that measure set) all applicable individual accountability measures have a performance rate of 95 percent or above. See the specific [eligibility criteria](#).

Why the *Top Performer* program was developed

The *Top Performer on Key Quality Measures*[®] program is designed to inspire better performance on accountability measures and to serve as an incentive for all hospitals to improve and be the best they can be. The program also provides an opportunity for recognized hospitals to celebrate their achievement of excellence in accountability measure performance.

The *Top Performer on Key Quality Measures*[®] program is consistent with pay-for-performance trends being enacted by federal and state government and many private payers. In addition, the program is a way to provide transparency to the public in the reporting of performance at the hospitals where they receive care.

Since 2002, hospitals have been reporting data to The Joint Commission and have continuously shown improvement in performance on core measures. Most hospitals not recognized among the 1,099 *Top Performer* hospitals are performing well on accountability measures but have room for improvement. For example, 673 hospitals (20 percent) narrowly missed *Top Performer* recognition by having sub-95 percent performance on only one measure. To assist these and other hospitals improve their accountability measure performance, The Joint Commission provides various resources, including the Core Measure Solution Exchange[®] and the Leading Practices Library. These resources are available on The Joint Commission's secure extranet site, Joint Commission Connect.

The *Top Performer on Key Quality Measures*[®] program

To date, over 200 core measure solutions have been posted on the Core Measure Solution Exchange. Each solution provides a description of the steps to success that individual hospitals have used to reach and sustain high performance levels on a broad range of core measures. The Core Measure Solution Exchange is intended to serve as a resource for accredited hospitals seeking to improve their performance – perhaps en route to achieving *Top Performer* status.



The top measures missed by hospitals falling short of *Top Performer* distinction by one measure follow; a number of hospitals that have found successful solutions to overcoming challenges associated with many of these measures have posted their solutions on the Core Measure Solutions Exchange.

- Heart attack care – PCI therapy within 90 minutes
- Heart failure care – ACEI or ARB at discharge
- Pneumonia care – Antibiotics to non-ICU patients
- Surgical care – Appropriate prophylactic antibiotics
- Surgical care – Beta-blocker patients who received beta-blocker perioperatively
- Surgical care – Cardiac surgery patients with controlled postoperative blood glucose
- Children’s asthma care – Home management plan of care

Number of *Top Performer* hospitals by state

For the first time, this report includes in the Appendix a table that shows the number of Joint Commission-accredited hospitals within each state (and the District of Columbia and Puerto Rico) that have achieved *Top Performer* status in 2010, 2011 and 2012. The table also shows the number of Joint Commission-accredited hospitals within each state that submit data to The Joint Commission and, therefore, are eligible to become *Top Performer* recognized hospitals. For 2012, there is at least one *Top Performer* recognized hospital for each state. See Appendix 5 on pages 38-39.

Accountability Measures Summary

Accountability measures are evidence-based care processes closely linked to positive patient outcomes. These measures are most suitable for use in programs that hold providers accountable for their performance to external oversight entities and to the public.

Composite measures combine the results of related measures into a single percentage rating calculated by adding up the number of times recommended evidence-based care was provided to patients (measure numerator) and dividing this sum by the total number of opportunities to provide this care (measure denominator).

Composite for accountability measures: The 2012 overall accountability composite calculation is derived from a total of 40 accountability measures: measures from nine sets (heart attack care, heart failure care, pneumonia care, surgical care, children’s asthma care, inpatient psychiatric services, venous thromboembolism (VTE) care, stroke care, and immunization). One measure from the pneumonia care set and three measures from the inpatient psychiatric services set are not included in the overall accountability composite, nor is the perinatal care measure set. There is no heart failure care measure set composite because a measure set composite must have at least two measures and the set is comprised of only one accountability measure. For more information, see “Note on Calculations and Methodology” on page 28.

The overall 2012 composite calculation corresponds to the fourth quarter 2012 data on the ORYX Performance Measure Report (PMR).

See Glossary for definitions.

Table 1: Measure set composite results for accountability measures

Accountability composite measure sets	2008	2009	2010	2011	2012
Heart attack care composite	96.8%	97.7%	98.4%	98.5%	98.8%
Pneumonia care composite	89.8%	92.9%	95.2%	96.2%	97.4%
Surgical care composite	93.5%	95.8%	96.4%	97.6%	98.3%
Children’s asthma care composite	79.8%	88.1%	92.4%	94.7%	95.5%
Inpatient psychiatric services composite	N/A	80.5%	88.1%	87.3%	89.7%
Venous thromboembolism (VTE) care composite	N/A	N/A	82.7%	89.9%	91.0%
Stroke care composite	N/A	N/A	92.7%	94.9%	96.2%
Immunization composite	N/A	N/A	N/A	N/A	88.6%
Overall	93.1%	95.4%	95.6%	96.6%	97.6%

Accountability Measures Summary (Cont'd)

Table 2: Percentage of hospitals achieving composite rates greater than 95 percent for accountability measure sets

Note: This threshold was 90 percent in previous reports, but was increased to 95 percent to better reflect the overall higher performance of the majority of accredited hospitals. The number of accountability measures used in the overall composite rate varies each year.

Accountability composite measure sets	2008	2009	2010	2011	2012
Heart attack care composite	80.9%	81.0%	87.9%	86.7%	89.2%
Pneumonia care composite	23.7%	39.3%	60.8%	70.6%	85.3%
Surgical care composite	38.2%	64.1%	71.4%	86.5%	91.6%
Children's asthma care composite	5.5%	27.8%	46.7%	51.0%	63.6%
Inpatient psychiatric services composite	N/A	13.9%	28.2%	22.9%	51.4%
Venous thromboembolism (VTE) care composite	N/A	N/A	5.5%	25.8%	45.5%
Stroke care composite	N/A	N/A	35.9%	55.4%	68.1%
Immunization composite	N/A	N/A	N/A	N/A	17.9%
Overall	33.8%	53.6%	65.3%	74.6%	83.0%

National Performance Summary

Results are determined by the number of times the hospital met the measure (such as giving aspirin at arrival for heart attack patients) divided by the number of opportunities (eligible patients for the measure) the hospital had during the year. Results are expressed as a percentage.

All improvements or decreases in performance are statistically significant. Many of the smaller percentage improvements occurred within large patient populations, meaning that significantly more patients received a treatment. In some cases, performance was already quite high and there was less room for improvement.

Composite measures combine the results of all individual process measures on a similar medical condition into a single percentage rating calculated by adding up the number of times recommended evidence-based care was provided to patients and dividing this sum by the total number of opportunities to provide this care.

Composite for all measures: The composite for all measures calculation is derived from the accountability measures for each measure set. These composite results have historically been provided in previous annual reports, allowing them to be tracked from year-to-year. Any exclusions to the composite are noted with the tables.

See Glossary for definitions.

Table 3: Heart attack care measure results

Performance measure	2008	2009	2010	2011	2012	Improvement since inception in 2002 (percentage points)
<i>Heart attack care composite</i>	96.8%	97.7%	98.4%	98.5%	98.8%	10.2%
Aspirin at arrival	97.9%	98.4%	98.9%	99.2%	99.3%	6.3%
Aspirin at discharge	97.7%	98.4%	98.8%	99.1%	99.3%	7.2%
ACEI or ARB at discharge	93.9%	95.5%	96.6%	97.5%	97.8%	22.0%
Beta-blocker at discharge	97.8%	98.3%	98.6%	99.0%	99.2%	11.8%
Fibrinolytic therapy within 30 minutes	52.4%	55.2%	60.5%	60.2%	65.4%	26.7%
PCI therapy within 90 minutes	81.6%	87.4%	91.2%	93.7%	95.1%	26.8%
Statin prescribed at discharge	N/A	N/A	N/A	97.5%	98.3%	0.8%

Since implementation in 2002, the average number of hospitals reporting data was 2,324 and ranged from 1,576 to 2,788.

National Performance Summary (Cont'd)

Table 4: Heart failure care measure results

Performance measure	2008	2009	2010	2011	2012	Improvement since inception in 2002 (percentage points)
<i>Heart failure care</i>						
ACEI or ARB at discharge	92.7%	94.3%	95.5%	96.6%	97.1%	22.9%

Since implementation in 2002, the average number of hospitals reporting data was 2,583 and ranged from 2,062 to 3,012.

Table 5: Pneumonia care measure results

Note: The composites for 2008-2011 included three additional measures: influenza vaccination, pneumococcal vaccination, and antibiotics to ICU patients. The antibiotics to ICU patients measure has been temporarily inactivated for calendar year 2012 due to an algorithm error; it will be reactivated effective with January 1, 2013 discharges. The influenza vaccination and pneumococcal vaccination measures were pulled from the pneumonia care measure set to create the new immunization measure set.

Performance measure	2008	2009	2010	2011	2012	Improvement since inception in 2002 (percentage points)
<i>Pneumonia care composite</i>	89.8%	92.9%	95.2%	96.2%	97.4%	25.0%
Blood cultures in ICU	93.9%	95.5%	96.9%	97.7%	98.2%	7.8%
Blood cultures in ED	93.2%	95.0%	96.4%	97.1%	97.7%	7.7%
Antibiotics to non-ICU patients	93.0%	94.5%	95.2%	96.1%	96.5%	12.5%

Since implementation in 2002, the average number of hospitals reporting data was 2,731 and ranged from 1,935 to 2,962.

National Performance Summary (Cont'd)

Table 6: Surgical care measure results

The overall measure and rates are indicated in **bold**; the stratified measures (by specific surgical procedures) are indicated in regular type. The first three measures listed (antibiotics within one hour before the first surgical cut, appropriate prophylactic antibiotics, and stopping antibiotics within 24 hours) report rates on seven specific surgical procedures, as well as the overall measure rate.

Performance measure	2008	2009	2010	2011	2012	Improvement since inception in 2005 (percentage points)
<i>Surgical care composite</i>	93.5%	95.8%	96.4%	97.6%	98.3%	16.2%
Antibiotics within one hour before the first surgical cut	93.5%	96.2%	97.4%	98.2%	98.6%	16.8%
For CABG surgery	94.0%	96.8%	97.8%	98.4%	98.9%	13.7%
For cardiac surgery (other than CABG)	93.7%	96.6%	97.6%	98.4%	98.8%	15.0%
For colon surgery	87.6%	91.8%	94.7%	96.5%	97.2%	25.0%
For hip joint replacement surgery	93.4%	96.3%	97.5%	98.2%	98.7%	17.3%
For hysterectomy surgery	93.7%	96.4%	97.5%	98.3%	98.6%	16.2%
For knee joint replacement surgery	95.3%	97.2%	98.0%	98.6%	99.0%	13.9%
For vascular surgery	90.6%	94.6%	96.0%	96.9%	97.6%	22.4%
Appropriate prophylactic antibiotics	96.8%	97.7%	97.8%	98.5%	98.9%	3.9%
For CABG surgery	98.7%	99.5%	99.6%	99.7%	99.8%	2.0%
For cardiac surgery (other than CABG)	99.1%	99.7%	99.8%	99.8%	99.9%	3.7%
For colon surgery	84.3%	87.8%	91.4%	93.2%	94.9%	19.2%
For hip joint replacement surgery	98.7%	99.2%	99.5%	99.6%	99.7%	1.7%
For hysterectomy surgery	96.1%	96.3%	94.5%	96.3%	97.3%	3.6%
For knee joint replacement surgery	98.8%	99.3%	99.5%	99.7%	99.7%	1.5%
For vascular surgery	96.6%	97.8%	98.2%	98.6%	99.0%	3.7%
Stopping antibiotics within 24 hours	90.5%	93.5%	95.7%	97.0%	97.6%	24.2%
For CABG surgery	93.6%	95.5%	97.1%	97.9%	98.4%	28.7%
For cardiac surgery (other than CABG)	92.6%	94.8%	96.5%	97.6%	98.2%	35.5%
For colon surgery	80.4%	84.9%	90.8%	93.6%	95.1%	33.6%
For hip joint replacement surgery	89.8%	93.6%	95.9%	97.2%	97.8%	28.6%
For hysterectomy surgery	92.8%	94.8%	96.3%	97.2%	97.7%	9.7%
For knee joint replacement surgery	91.3%	94.7%	96.7%	97.7%	98.1%	28.7%
For vascular surgery	83.0%	88.2%	91.9%	93.8%	95.3%	30.3%
Beta-blocker patients who received beta-blocker perioperatively	92.0%	91.5%	94.4%	96.4%	97.3%	5.2%
Cardiac patients with controlled postoperative blood glucose	89.9%	92.7%	94.1%	95.3%	96.4%	6.5%
Patients with appropriate hair removal	97.4%	99.2%	99.7%	99.8%	99.9%	2.4%
Prescribing VTE medicine/treatment*	92.1%	93.7%	95.2%	97.8%	98.5%	11.3%
Receiving VTE medicine/treatment	89.6%	91.9%	93.7%	96.9%	97.9%	14.6%
Urinary catheter removed	N/A	N/A	91.3%	94.1%	96.3%	5.0%

Since implementation in 2005, the average number of hospitals reporting data was 1,884 and ranged from 258 to 2,766.

*Retired as of December 31, 2012.

National Performance Summary (Cont'd)

Table 7: Children's asthma care measure results

The overall measure and rates are indicated in **bold**; the stratified measures (by specific age ranges of patients) are indicated in regular type.

Performance measure	2008	2009	2010	2011	2012	Improvement since inception in 2008 (percentage points)
<i>Children's asthma care composite</i>	79.8%	88.1%	92.4%	94.7%	95.5%	15.7%
Relievers for inpatient asthma	99.8%	99.9%	100.0%	99.9%	100.0%	0.2%
For age 2-4 years	99.8%	99.9%	100.0%	99.9%	100.0%	0.2%
For age 5-12 years	99.8%	99.9%	100.0%	100.0%	100.0%	0.2%
For age 13-17 years	99.8%	99.9%	99.9%	100.0%	99.9%	0.2%
Systemic corticosteroids for inpatient asthma	99.1%	99.5%	99.6%	99.6%	99.7%	0.6%
For age 2-4 years	98.8%	99.4%	99.6%	99.5%	99.6%	0.9%
For age 5-12 years	99.3%	99.5%	99.7%	99.7%	99.8%	0.5%
For age 13-17 years	99.0%	99.5%	99.4%	99.7%	99.6%	0.6%
Home management plan of care	40.6%	64.9%	77.1%	84.3%	86.7%	46.1%

Since implementation in 2008, the average number of hospitals reporting data was 175 and ranged from 110 to 231.

National Performance Summary (Cont'd)

Table 8: Inpatient psychiatric services measure results

As in the other measure sets, high rates are preferred in this measure set for three of the measures. However, a lower score reflects better performance on the multiple antipsychotic medications measure, as well as on the two “ratio measures” included in Table 9. The overall measure and rates are indicated in **bold**; the stratified measures (by specific age ranges of patients) are indicated in regular type.

Performance measure	2009	2010	2011	2012	Improvement since inception in 2009 (percentage points)
<i>Inpatient psychiatric services composite</i>	80.5%	88.1%	87.3%	89.7%	9.2%
Admission screening	88.4%	92.0%	93.5%	96.4%	8.0%
For age 1-12 years	90.4%	93.7%	96.9%	98.1%	7.7%
For age 13-17 years	91.2%	94.3%	96.4%	98.2%	7.0%
For age 18-64 years	87.2%	90.8%	92.0%	95.6%	8.4%
For age 65 and above	87.4%	92.7%	94.1%	95.9%	8.5%
Multiple antipsychotic medications*	11.8%	11.2%	11.6%	10.5%	-1.4%
For age 1-12 years	5.1%	4.4%	3.3%	2.8%	-2.3%
For age 13-17 years	5.9%	5.7%	4.6%	3.8%	-2.1%
For age 18-64 years	14.8%	14.2%	14.5%	13.3%	-1.5%
For age 65 and above	9.4%	8.7%	9.8%	8.8%	-0.6%
Justification for multiple antipsychotic medications	28.3%	39.5%	38.8%	46.7%	18.3%
For age 1-12 years	30.8%	37.1%	49.1%	51.5%	20.7%
For age 13-17 years	29.4%	33.9%	43.8%	46.5%	17.1%
For age 18-64 years	28.4%	40.5%	38.5%	46.7%	18.2%
For age 65 and above	25.6%	37.5%	35.8%	47.0%	21.4%
Continuing care plan created	85.7%	90.8%	92.2%	93.3%	7.6%
For age 1-12 years	87.1%	91.4%	92.3%	93.7%	6.6%
For age 13-17 years	86.1%	91.5%	93.3%	94.3%	8.1%
For age 18-64 years	85.9%	91.0%	92.2%	93.1%	7.2%
For age 65 and above	82.4%	87.3%	90.1%	92.2%	9.8%
Continuing care plan transmitted	74.1%	82.8%	83.5%	86.1%	12.0%
For age 1-12 years	76.2%	83.7%	82.9%	85.5%	9.3%
For age 13-17 years	73.0%	82.8%	83.0%	85.5%	12.6%
For age 18-64 years	74.4%	83.0%	83.8%	86.3%	11.9%
For age 65 and above	72.2%	80.6%	82.8%	86.1%	13.9%

Since implementation in 2009, the average number of hospitals reporting data was 368 and ranged from 244 to 485.

* For this measure, where a decrease in the rate is desired, the accountability composite includes the number of the denominator cases minus the number of the numerator cases. This converts the rate so that it can be used in the composite with the majority of accountability measures (those where an increase in the rate is desired).

■ This measure is not included in the composite for 2012 and going forward; the measure was also not included in the calculations for the *Top Performer on Key Quality Measures*® program.

■ This accountability measure is not included in the composite for 2012 only; the measure was also not included in the calculations for the *Top Performer on Key Quality Measures*® program for 2013 (which uses 2012 data).

■ Test measure; not included in the composite.

National Performance Summary (Cont'd)

Table 9: Inpatient psychiatric services ratio measure results

The following table includes a different kind of measure type – a “ratio measure.” A ratio tells how one number is related to another. For example, one can count a group of people and then refer to the ratio of men to women. This table contains two ratio measures: physical restraint hours per 1,000 patient hours and seclusion hours per 1,000 patient hours. In addition, these two measures are stratified by age groups 1-12 years, 13-17 years, 18-64 years, and age 65 and above. Lower ratios reflect better performance.

The overall measure and rates are indicated in **bold**; the stratified measures (by specific age ranges of patients) are indicated in regular type.

Performance measure	2009			2010		
	Median	Maximum	Percent of hospitals with 0 hours	Median	Maximum	Percent of hospitals with 0 hours
<i>Inpatient psychiatric services – ratio measures</i>						
Physical restraint (minutes per 1,000 patient hours)*	0.11	10.27	8.6%	0.09	5.29	5.8%
For age 1-12 years	0.14	7.02	13.2%	0.18	5.19	8.2%
For age 13-17 years	0.16	7.08	9.3%	0.14	3.30	5.9%
For age 18-64 years	0.07	10.27	10.6%	0.06	3.85	7.6%
For age 65 and above	0.00	22.93	51.0%	0.00	23.14	49.3%
Seclusion (minutes per 1,000 patient hours)*	0.07	2.87	16.7%	0.06	10.06	16.8%
For age 1-12 years	0.21	6.50	17.9%	0.18	3.98	16.7%
For age 13-17 years	0.07	8.29	24.2%	0.08	7.65	20.3%
For age 18-64 years	0.04	2.26	22.6%	0.04	10.83	22.1%
For age 65 and above	0.00	3.23	73.2%	0.00	9.75	76.0%

Since implementation in 2009, the average number of hospitals reporting data was 368 and ranged from 244 to 485.

Performance measure	2011			2012		
	Median	Maximum	Percent of hospitals with 0 hours	Median	Maximum	Percent of hospitals with 0 hours
<i>Inpatient psychiatric services – ratio measures</i>						
Physical restraint (minutes per 1,000 patient hours)*	0.09	4.46	7.4%	0.09	9.91	6.4%
For age 1-12 years	0.17	5.72	8.4%	0.21	6.79	8.2%
For age 13-17 years	0.12	16.58	7.5%	0.09	7.03	6.9%
For age 18-64 years	0.06	4.84	9.6%	0.07	9.91	8.7%
For age 65 and above	0.00	8.50	44.8%	0.00	17.44	42.8%
Seclusion (minutes per 1,000 patient hours)*	0.06	9.55	16.8%	0.05	15.34	15.1%
For age 1-12 years	0.22	5.97	22.1%	0.23	6.34	22.0%
For age 13-17 years	0.08	4.43	22.5%	0.06	4.44	21.7%
For age 18-64 years	0.04	9.72	20.3%	0.04	15.84	19.0%
For age 65 and above	0.00	3.45	71.5%	0.00	2.93	72.1%

Since implementation in 2009, the average number of hospitals reporting data was 368 and ranged from 244 to 485.

* A lower ratio is preferred for this measure; therefore, it is not included in the composite results.

National Performance Summary (Cont'd)

Table 10: Venous thromboembolism (VTE) care measure results

Performance measure	2010	2011	2012	Improvement since inception in 2010 (percentage points)
<i>Venous thromboembolism (VTE) care composite</i>	82.7%	89.9%	91.0%	8.3%
VTE medicine/treatment	84.5%	89.7%	90.2%	5.8%
VTE medicine/treatment in ICU	89.5%	94.5%	94.6%	5.0%
VTE patients with overlap therapy	80.7%	96.3%	95.6%	14.9%
VTE patients with UFH monitoring	88.8%	97.4%	98.8%	10.0%
VTE warfarin discharge instructions	53.7%	73.6%	82.2%	28.6%
Incidence of potentially preventable VTE*	13.3%	7.6%	4.2%	-9.1%

Since implementation in 2010, the average number of hospitals reporting data was 70 and ranged from 59 to 80.

* This measure is not included in the composite. Only proportion process measures are included in the composite.

■ Test measure; not included in the composite.

Table 11: Stroke care measure results

Performance measure	2010	2011	2012	Improvement since inception in 2010 (percentage points)
<i>Stroke care composite</i>	92.7%	94.9%	96.2%	3.5%
Anticoagulation therapy for atrial fibrillation/flutter	94.2%	94.9%	95.6%	1.4%
Antithrombotic therapy by end of hospital day two	97.3%	97.8%	98.2%	0.9%
Assessed for rehabilitation	97.0%	97.6%	98.4%	1.4%
Discharged on antithrombotic therapy	98.7%	99.0%	99.1%	0.5%
Discharged on statin medication	92.8%	94.1%	95.5%	2.7%
Stroke education	82.1%	88.2%	91.6%	9.6%
Thrombolytic therapy	61.0%	68.3%	77.3%	16.3%
VTE medicine/treatment	88.1%	92.4%	94.2%	6.1%

Since implementation in 2010, the average number of hospitals reporting data was 133 and ranged from 105 to 151.

National Performance Summary (Cont'd)

Table 12: Perinatal care measure results

In the previous report, this was a test measure set. *Note: None of the perinatal care measures are included in the overall composite due to new perinatal specifications that were effective with January 1, 2013 discharges. Also, these measures were not included in the calculations for the Top Performer on Key Quality Measures® program.*

Performance measure	2011	2012	Improvement since inception in 2011 (percentage points)
<i>Perinatal care composite</i>	53.2%	57.6%	4.4%
Antenatal steroids	73.6%	81.8%	8.2%
Cesarean section*	26.3%	26.3%	0.0%
Elective delivery	13.6%	8.2%	-5.4%
Exclusive breast milk feeding	46.2%	50.8%	4.6%
Newborn bloodstream infections*	0.9%	0.9%	0.0%

Since implementation in 2011, the average number of hospitals reporting data was 160 and ranged from 151 to 169.

* This measure is not included in the composite. Only proportion process measures are included in the composite.

■ Test measure

Table 13: Immunization measure results

Note: Only influenza immunization and pneumococcal immunization are included in the composite.

Performance measure	2012
<i>Immunization composite</i>	88.6%
Influenza immunization	86.2%
Pneumococcal immunization	90.6%
For ages 65 and above	94.1%
For high risk populations (age 5-65 years)	81.5%

For 2012, the number of hospitals reporting data was 78.

National Performance Summary (Cont'd)

Table 14: Percentage of hospitals achieving 95 percent or greater performance

The following table shows the percentage of hospitals achieving rates of 95 percent or greater on a measure. The last column is reported as percentage points – the difference on a percentage scale between two rates, in this case 2011 performance versus 2012 performance. *Note: This threshold was 90 percent in previous reports, but was increased to 95 percent to better reflect the overall higher performance of the majority of accredited hospitals.*

Performance measure	2010 High (percentage >95)	2011 High (percentage >95)	2012 High (percentage >95)	2011-2012 difference (percentage)
Incidence of potentially preventable VTE (VTE)*	0.0%	40.0%	100.0%	60.0%
Elective delivery (Perinatal)*	N/A	22.5%	47.8%	25.3%
Antenatal steroids (Perinatal)	N/A	25.0%	50.0%	25.0%
Urinary catheter removed (Surgical Care)	34.2%	51.4%	70.9%	19.6%
Discharged on statin medication (Stroke)	46.8%	48.0%	66.7%	18.7%
VTE medicine/treatment (VTE)	7.3%	28.2%	47.4%	18.6%
Thrombolytic therapy (Stroke)	7.7%	18.8%	35.3%	16.5%
Admission screening (Inpatient Psychiatric)	63.9%	63.1%	74.9%	11.8%
Cardiac patients with controlled postoperative blood glucose (Surgical Care)	48.6%	60.1%	71.2%	11.1%
VTE warfarin discharge instructions (VTE)	16.7%	20.0%	30.4%	10.4%
PCI therapy within 90 minutes (Heart Attack)	44.5%	57.3%	67.3%	10.0%
Stroke education (Stroke)	26.5%	35.3%	45.3%	10.0%
Anticoagulation therapy for atrial fibrillation/flutter (Stroke)	51.6%	68.0%	77.8%	9.8%
Receiving VTE medicine/treatment (Surgical Care)	47.3%	76.7%	85.3%	8.6%
Home management plan of care (Children's Asthma)	15.1%	20.0%	28.3%	8.3%
VTE medicine/treatment (Stroke)	24.4%	50.4%	58.3%	7.9%
VTE patients with overlap therapy (VTE)	15.0%	71.4%	79.2%	7.7%
Statin at discharge (Heart Attack)	N/A	83.0%	90.2%	7.3%
Beta-blocker patients who received beta-blocker perioperatively (Surgical Care)	56.2%	72.2%	79.4%	7.3%
Continuing care plan created (Inpatient Psychiatric)	61.8%	64.8%	71.3%	6.5%
Blood cultures in ED (Pneumonia)	73.9%	80.8%	87.3%	6.5%
Stopping antibiotics within 24 hours (Surgical Care)	67.4%	80.0%	86.4%	6.4%
Assessed for rehabilitation (Stroke)	67.4%	85.3%	91.4%	6.1%
VTE medicine/treatment in ICU (VTE)	37.9%	63.2%	69.2%	6.1%
Prescribing VTE medicine/treatment (Surgical Care)	61.6%	84.5%	90.5%	5.9%
Continuing care plan transmitted (Inpatient Psychiatric)	34.6%	34.8%	40.7%	5.9%
Multiple antipsychotic medications (Inpatient Psychiatric)*	21.9%	24.8%	30.5%	5.7%
ACEI or ARB at discharge (Heart Failure)	65.5%	74.4%	80.0%	5.6%
Blood cultures in ICU (Pneumonia)	79.8%	87.2%	91.2%	4.0%
ACEI or ARB at discharge (Heart Attack)	74.5%	83.2%	87.0%	3.8%
Antithrombotic therapy by end of hospital day two (Stroke)	84.4%	90.0%	93.7%	3.7%
Antibiotics to non-ICU patients (Pneumonia)	64.4%	72.3%	75.4%	3.0%
Justification for multiple antipsychotic medications (Inpatient Psychiatric)	10.5%	6.8%	9.7%	3.0%
Antibiotics within one hour before the first surgical cut (Surgical Care)	84.5%	90.8%	93.3%	2.5%
Discharged on antithrombotic therapy (Stroke)	92.0%	93.8%	96.1%	2.3%
Appropriate prophylactic antibiotics (Surgical Care)	85.9%	92.4%	94.6%	2.2%
VTE patients with UFH monitoring (VTE)	70.0%	90.0%	91.7%	1.7%
Aspirin at discharge (Heart Attack)	93.3%	95.4%	96.3%	0.9%
Beta-blocker at discharge (Heart Attack)	92.9%	95.7%	96.5%	0.8%
Systemic corticosteroids for inpatient asthma (Children's Asthma)	100.0%	99.2%	100.0%	0.8%
Aspirin at arrival (Heart Attack)	93.7%	96.8%	97.4%	0.6%
Patients with appropriate hair removal (Surgical Care)	98.7%	99.2%	99.5%	0.3%
Exclusive breast milk feeding (Perinatal)	N/A	2.0%	2.0%	0.0%
Relievers for inpatient asthma (Children's Asthma)	100.0%	100.0%	100.0%	0.0%

* For this measure, a decrease in the rate is desired, so the percentage represented is the percent of hospitals with percentage of 5 percent or less.

■ Test measure

Understanding the Quality of Care Measures

Why they were created, what they report and why the results are important

The Joint Commission has been involved in performance measurement for 25 years, viewing it as a critical way to extend the reach and sophistication of the accreditation process. The Joint Commission's 1990 publication, *The Primer on Clinical Indicator Development and Application*, created a readily adaptable template for performance measure development that is still in use today and established The Joint Commission as a leader in this arena.

The Joint Commission continues to be a leader in performance measurement. The data displayed on the Centers for Medicare & Medicaid Services' (CMS) Hospital Compare website reflects measures that The Joint Commission and CMS have in common. A significant percentage of that data comes from The Joint Commission via its well-established performance measure data network. Today, this network comprises approximately 39 measurement systems, all under contract to The Joint Commission, and is the source of quality-related data on The Joint Commission's Quality Check® website (www.qualitycheck.org).

Improving America's Hospitals: The Joint Commission's Annual Report on Quality and Safety presents the overall performance of Joint Commission-accredited hospitals on quality of care core measures relating to heart attack, heart failure, pneumonia, surgery, children's asthma, inpatient psychiatric services, venous thromboembolism (VTE), stroke, perinatal and immunization. These measures were chosen because they provide concrete data about the best kinds of treatments or practices for common conditions for which Americans enter the hospital and seek care.

The results are important because they show that hospitals have improved. The results identify opportunities for further improvement, and support continual measurement and reporting. Quality improvement in hospitals contributes to saved lives, better health, and quality of life for many patients, as well as lower health care costs.

A special focus on accountability measures

Accountability measures are evidence-based care processes closely linked to positive patient outcomes. These measures are most suitable for use in programs that hold providers accountable for their performance to external oversight entities and to the public. There has been an evolution of such oversight programs – including those for value-based purchasing, accreditation, certification, and public reporting – and they are often used to demonstrate quality and cost-efficient performance, to drive market share, and to determine appropriate reimbursements.

Each accountability measure meets four criteria (see sidebar) that evaluate whether or not evidence-based care processes associated with the measures lead to positive patient outcomes. As new measures are introduced, they are evaluated against the criteria.

Criteria for accountability process measures

Research: Strong scientific evidence demonstrates that performing the evidence-based care process improves health outcomes (either directly or by reducing risk of adverse outcomes).

Proximity: Performing the care process is closely connected to the patient outcome; there are relatively few clinical processes that occur after the one that is measured and before the improved outcome occurs.

Accuracy: The measure accurately assesses whether or not the care process has actually been provided. That is, the measure should be capable of indicating whether the process has been delivered with sufficient effectiveness to make improved outcomes likely.

Adverse Effects: Implementing the measure has little or no chance of inducing unintended adverse consequences.

Understanding the Quality of Care Measures (Cont'd)

For more information about accountability measures, see the *New England Journal of Medicine* article “Accountability Measures – Using Measurement to Promote Quality Improvement,” for which Mark R. Chassin, M.D., F.A.C.P., M.P.P., M.P.H., president and chief executive officer of The Joint Commission, was the lead author.

How The Joint Commission is bringing accountability measures into practice

The Joint Commission integrated performance expectations on accountability measures into accreditation standards when it introduced the following performance improvement requirement on January 1, 2012.

PI.02.01.03: The hospital improves its performance on ORYX accountability measures.

EP 1: The hospital achieves a composite performance rate of at least 85% on the ORYX accountability measures transmitted to The Joint Commission.

Note: This standard does not apply to the critical access hospital program.

Compliance with the element of performance, which has been identified as a direct impact requirement, is based on performance on a single composite measure rate for all reported accountability measures. The target rate is based on research of past ORYX performance data that shows increasing levels of compliance with accountability measures. An organization that is not in compliance with the target rate at the time of the triennial survey would receive a Requirement for Improvement (RFI) in its accreditation report.

It's important to note that where a patient receives care makes a difference. Not all hospitals deliver the same level of quality; some hospitals perform better than others in treating particular conditions and in achieving patient satisfaction. This variability has been known within the hospital industry for a long time. Quality, safety and patient satisfaction results for specific hospitals can be found at Quality Check® (www.qualitycheck.org). Designation as an accountability measure is included in the information on Quality Check®.

How quality measures are determined

The Joint Commission worked closely with clinicians, health care providers, hospital associations, performance measurement experts, and health care consumers across the nation to identify the quality measures. This collaborative process identified measures that reflect the best "evidence-based" treatments relating to heart attack, heart failure, pneumonia, surgery, children's asthma, inpatient psychiatric services, VTE, stroke, perinatal and immunization. Current measures are the product of The Joint Commission's Hospital Core Measure Initiative that sought to create sets of standardized national measures that would permit comparisons across organizations. Subsequently, The Joint Commission collaborated with the Centers for Medicare & Medicaid Services (CMS) to align common measures to ease data collection efforts by hospitals and to allow the same data sets to be used to satisfy multiple data requirements.

Understanding the Quality of Care Measures (Cont'd)

Related quality reporting efforts of other organizations

The CMS Hospital Compare website (www.hospitalcompare.hhs.gov) reports quality information from U.S. hospitals, including treatments relating to heart attack, heart failure, pneumonia, surgical care, emergency department care, preventative care (immunization), and childhood asthma. Hospitals voluntarily submit these data abstracted from their medical records about the treatments that their patients receive, including patients with Medicare and those who do not have Medicare. Consumers can use Hospital Compare to compare care of local hospitals to state and national averages. Unlike Quality Check, Hospital Compare includes data from organizations accredited by CMS-recognized accrediting organizations other than The Joint Commission; some unaccredited organizations; and most Department of Veterans Affairs medical centers. Hospital Compare does not currently include Department of Defense and Indian Health Service hospitals.

Data collection and reporting requirements

Currently, The Joint Commission requires most hospitals to select four measure sets. As of January 1, 2014, the required number of selected measure sets will increase to six. Hospitals choose sets best reflecting their patient population and report on all the applicable measures in each of the sets they choose. Hospitals submit monthly data on a quarterly basis on all measures of performance within specific sets they choose to third-party vendors, which compile and provide data to The Joint Commission. Hospitals can obtain feedback reports through The Joint Commission's extranet.

Note on calculations and methodology

This report includes a composite for accountability measures: the sum of all the numerator counts for accountability process measures across all measure sets divided by the sum of all the denominator counts from across the same accountability measures.

In addition, a composite measure for a measure set is calculated by adding or "rolling up" the number of times recommended care was provided over all the process measures in the given measure set and dividing this sum by the total number of opportunities for providing this recommended care, determined by summing up all of the process measure populations for this same set of measures. The composite measure shows the percentage of the time that recommended care was provided.

For example, if a heart attack patient receives each treatment included in the heart attack measure set, that's a total of seven treatments in seven opportunities. If 60 patients receive all seven treatments, that's 420 treatments in 420 opportunities - 100 percent composite performance. However, if some of the 60 patients don't receive all seven treatments, and the treatments given to the 60 patients add to a total of 378, the heart attack composite score is 92 percent.

Composite performance measures are useful in integrating performance measure information in an easily understood format that gives a summary assessment of performance for a given area of care in a single rate. The composite measures in this report are based on combining all of the process rate-based measures in the measure set or the accountability measures across the 10 measure sets. For a performance measure, each patient identified as falling in the measure population can be considered an opportunity to provide recommended care.

Understanding the Quality of Care Measures (Cont'd)

Inclusions and exclusions

This report only includes data about patients considered "eligible" for one of the evidence-based treatments or measures. It's important to understand that not every patient gets – or should get – a treatment. Often, patients have health conditions or factors that influence the effectiveness of treatments, or whether or not a provider orders a particular treatment. Also, a patient may choose to refuse treatment or not follow the instructions of his or her care plan.

Links for more information

The Joint Commission: www.jointcommission.org

Quality Check: www.qualitycheck.org

Glossary

Accountability process measure. An accountability process measure is a quality measure that meets four criteria designed to identify measures that produce the greatest positive impact on patient outcomes when hospitals demonstrate improvement. The four criteria are: research, proximity, accuracy and adverse effects (see page 26 for an explanation of the criteria). Accountability measures are a subset of core measures (see core measure).

ACEI (ACE inhibitors). ACE stands for "angiotensin converting enzyme." ACE inhibitors are medicines that are used to treat heart failure, high blood pressure, and patients with left ventricular systolic dysfunction following a heart attack. These medicines block an enzyme in the body that is responsible for causing the blood vessels to narrow. If the blood vessels are relaxed, blood pressure is lowered and more oxygen-rich blood can reach the heart. ACE inhibitors also lower the amount of salt and water in the body, which helps to lower blood pressure.

Admission screening. Evaluating a patient for violence risk, substance use, psychological trauma history and patient strengths within the first three days of admission to an inpatient psychiatric facility.

Antenatal steroids. Medication given to a mother in premature labor before delivery to promote lung development in the baby.

Antibiotic timing. The length of time from arrival at the hospital until antibiotics are given. Antibiotics are generally given as soon as possible to pneumonia patients to speed their recovery.

Antithrombotic therapy. Pharmacologic agents (oral or parenteral) that prevent or interfere with the formation of a blood clot.

ARB. ARB stands for "angiotensin receptor blocker." An ARB is a medicine taken by mouth that reduces blood pressure and strengthens the heart beat. ARBs are useful in the treatment of cardiac diseases such as heart attack and heart failure.

Beta-blocker. This type of medicine blocks the action of certain hormones on the heart. By blocking these hormones, beta-blockers help to reduce the heart rate and blood pressure, thereby reducing the amount of oxygen needed by the heart.

Blood cultures. Blood tests that look for bacteria in the blood. These tests are given to pneumonia patients before antibiotics are administered.

CABG. CABG stands for coronary artery bypass graft surgery – an operation in which a section of vein or artery is used to bypass a blockage in a coronary artery, allowing enough blood to flow to deliver oxygen and nutrients to the heart muscles. CABG is performed to prevent damage from a myocardial infarction (heart attack) or to relieve angina.

Cesarean section. A surgical procedure in which an abdominal incision is made to deliver the infant.

Composite measure. A measure that combines the results of two or more process measures into a single rating. A composite is a summary of a related set of measures, which could be a condition specific set, all accountability measures, or accountability and non-accountability measures. However, accountability composites are restricted to accountability measures; non-accountability measures are excluded.

Core measure. A core measure is a standardized quality measure with precisely defined specifications that can be uniformly embedded in different systems for data collection and reporting. A core measure must meet Joint Commission established attributes, such as: targets improvement in population health, precisely defined and specified, reliable, valid, interpretable, useful in accreditation, under provider control, and public availability.

Elective delivery. A delivery occurring between 37 and 39 weeks of gestation, without a medical reason.

Glossary (Cont'd)

Evidence-based care. Using current best evidence in making decisions about the care of individual patients or in the delivery of health services.

Exclusive breast milk feeding. An infant receives only breast milk during the hospital stay, with no additional food or drink, including water.

Fibrinolytic therapy. Medication that dissolves blood clots. Breaking up blood clots increases blood flow to the heart. If blood flow is returned to the heart muscle quickly during a heart attack, the risk of death is decreased.

Hair removal, appropriate. Removing hair with clippers or depilatory is considered appropriate. Shaving is considered inappropriate.

Health care-associated infections in newborns. An infection acquired during a newborn's stay in a hospital.

Heart failure. A condition in which the heart loses its ability to efficiently pump blood throughout the body.

Immunocompetent. An immunocompetent person is one whose immune system is able to fight infection.

Inpatient psychiatric services. Inpatient psychiatric services include care provided to a patient for a mental disorder while hospitalized in a psychiatric unit of an acute care hospital or a free-standing psychiatric hospital. Services rendered to outpatients or "day treatment" patients are not considered inpatient psychiatric services.

LVS assessment. An in-depth evaluation of heart muscle function that helps determine the correct treatment for heart failure. LVS stands for "left ventricular systolic." An LVS assessment evaluates how well the left ventricle – the heart's main pumping chamber – is functioning. Left ventricular diastolic dysfunction results when this heart chamber is not pumping all the blood out before it refills for the next heart beat. This results in high pressure within the heart and can produce heart failure. Multiple antipsychotic medications. Antipsychotic medications are drugs prescribed to treat mental disorders; if two or more medications are routinely administered or prescribed, it is considered multiple medications.

Multiple antipsychotic medications. Antipsychotic medications are drugs prescribed to treat mental disorders; if two or more medications are routinely administered or prescribed, it is considered multiple medications.

Outcomes measure. A measure that focuses on the results of the performance or nonperformance of a process. (See process measure.)

Overlap therapy. Administration of parenteral (intravenous or subcutaneous) anticoagulation therapy and warfarin to treat patients with VTE.

PCI therapy. PCI stands for "percutaneous coronary interventions." PCI therapy is a coronary angioplasty procedure performed by a doctor who threads a small device into a clogged artery to open it, thereby improving blood flow to the heart. A lack of blood supply to the heart muscle can cause lasting heart damage. PCI therapy is used as an alternative treatment to coronary artery bypass surgery (CABG).

Percentage points. This is the difference on a percentage scale between two rates expressed as percents. For example, the difference between a performance rate of 85 percent and a performance rate of 92 percent is 7 percentage points.

Glossary (Cont'd)

Perinatal. The period shortly before and after birth.

Perioperative. This generally refers to 24 hours before surgery and lasts until the patient leaves the recovery area.

Physical restraint. A physical restraint is any manual or physical or mechanical device, material, or equipment that immobilizes a patient or reduces the ability of a patient to move his or her arms, legs, body or head freely. A physical restraint is used as a restriction to manage a patient's behavior or restrict the patient's freedom of movement and is not a standard treatment for the patient's medical or psychiatric condition.

Pneumonia. An acute infection of lung tissue that is associated with at least some symptoms of acute infection, such as altered or abnormal breathing sounds.

Pneumococcal vaccination. A vaccination that helps to prevent pneumonia.

Post discharge continuing care plan. Communication from the hospital to the next health provider after a patient is discharged from the hospital. The plan must contain the reason for hospitalization, main diagnosis at discharge, a list of medications at discharge, and recommendations for the next level of care.

Process measure. A measure that focuses on one or more steps that lead to a particular outcome. (See outcomes measure.)

Prophylaxis. Any medical intervention designed to preserve health and prevent disease.

Rehabilitation assessment. Evaluation of the need for or receipt of rehabilitation services. Rehabilitation is a treatment or treatments designed to facilitate the process of recovery from injury, illness or disease to as normal a condition as possible.

Reliever, for asthma. A medicine that reduces narrowing in the lung's airways, providing quick relief from asthma symptoms. Seclusion. Seclusion is the involuntary confinement of a patient alone in a room or an area where the patient is physically prevented from leaving.

Seclusion. Seclusion is the involuntary confinement of a patient alone in a room or an area where the patient is physically prevented from leaving.

Statin. A class of pharmaceutical agents that lower blood cholesterol. Specifically, the agents modify LDL-cholesterol by blocking the action of an enzyme in the liver which is needed to synthesize cholesterol, thereby decreasing the level of cholesterol in the blood. Statins are also called HMG-CoA reductase inhibitors.

Systemic corticosteroid, for asthma. A medication that helps control asthma symptoms by controlling swelling, inflammation, and the buildup of mucous in the lung's airways.

Thrombolytic therapy. Administration of a pharmacological agent intended to cause lysis of a thrombus (destruction or dissolution of a blood clot).

UFH monitoring. Using a protocol or nomogram to ensure that UFH (unfractionated heparin) achieves a sufficient level of anti-coagulation.

VTE. VTE stands for venous thromboembolism and is when a blood clot forms in a deep vein in the body, such as in the leg. VTE is a common complication at surgery and hospitalized medical patients, particularly those who have decreased mobility, are at risk for development of VTE.

Appendix

Appendix 1: Short and original measure names

Note: This is not a complete list of measures. The short name is the name used in this report.

Short measure name used in this report	Original measure name
Heart attack care	
Aspirin at discharge	Aspirin prescribed at discharge
ACEI or ARB at discharge	ACEI or ARB for LVSD
Beta-blocker at discharge	Beta-blocker prescribed at discharge
Fibrinolytic therapy within 30 minutes	Fibrinolytic therapy received within 30 minutes of hospital arrival
PCI therapy within 90 minutes	Primary PCI received within 90 minutes of hospital arrival (timing of receipt of primary PCI)
Heart failure care	
ACEI or ARB at discharge	ACEI or ARB for LVSD (left ventricular systolic dysfunction)
Pneumonia care	
Blood cultures in ICU	Blood cultures performed within 24 hours prior to or 24 hours after hospital arrival for patients who were transferred or admitted to the ICU (intensive care unit) within 24 hours of hospital arrival
Blood cultures in ED	Blood cultures performed in the emergency department prior to initial antibiotic received in hospital
Antibiotics to non-ICU patients	Initial antibiotic selection for CAP in immunocompetent – non-ICU patient
Surgical care	
Antibiotics within one hour before the first surgical cut	Prophylactic antibiotic received within one hour prior to surgical incision – overall rate
Appropriate prophylactic antibiotics	Prophylactic antibiotic selection for surgical patients – overall rate
Stopping antibiotics within 24 hours	Prophylactic antibiotics discontinued within 24 hours after surgery end time – overall rate
Beta-blocker patients who received beta-blocker perioperatively	Surgery patients on beta-blocker therapy prior to arrival who received a beta-blocker during the perioperative period
Cardiac patients with controlled postoperative blood glucose	Cardiac surgery patients with controlled postoperative blood glucose
Patients with appropriate hair removal	Surgery patients with appropriate hair removal
Prescribing VTE medicine/treatment	Surgery patients with recommended venous thromboembolism prophylaxis ordered
Receiving VTE medicine/treatment	Surgery patients who received appropriate venous thromboembolism prophylaxis within 24 hours prior to surgery to 24 hours after surgery
Urinary catheter removed	Urinary catheter removed on postoperative day 1 (POD 1) or postoperative day 2 (POD 2) with day of surgery being day zero

Appendix

Appendix 1: Short and original measure names (Cont'd)

Short measure name used in this report	Original measure name
Children's asthma care	
Home management plan of care	Home management plan of care (HMPC) document given to patient/caregiver
Inpatient psychiatric services	
Multiple antipsychotic medications	Multiple antipsychotic medications at discharge – overall rate
Justification for multiple antipsychotic medications	Multiple antipsychotic medications at discharge with appropriate justification – overall rate
Continuing care plan created	Post discharge continuing care plan – overall rate
Continuing care plan transmitted	Post discharge continuing care plan transmitted – overall rate
Venous thromboembolism (VTE) care	
VTE medicine/treatment	Venous thromboembolism prophylaxis
VTE medicine/treatment in ICU	Intensive care unit venous thromboembolism prophylaxis
VTE patients with overlap therapy	VTE patients with anticoagulation overlap therapy
VTE patients with UFH monitoring	VTE patients receiving unfractionated heparin (UFH) with dosages/platelet count monitoring by protocol
Stroke care	
VTE medicine/treatment	Stroke patients with venous thromboembolism (VTE) prophylaxis

Appendix

Appendix 2: 2012 accountability measures

Heart attack care

- Aspirin at arrival
- Aspirin at discharge
- ACEI or ARB at discharge
- Beta-blocker at discharge
- Fibrinolytic therapy within 30 minutes
- PCI therapy within 90 minutes
- Statin prescribed at discharge

Heart failure care

- ACEI or ARB at discharge

Pneumonia care

- Blood cultures in ED
- Blood cultures in ICU
- Antibiotics to non-ICU patients

Surgical care

- Antibiotics within one hour before the first surgical cut
- Appropriate prophylactic antibiotics
- Stopping antibiotics within 24 hours
- Beta-blocker patients who received beta-blocker perioperatively
- Cardiac patients with controlled postoperative blood glucose
- Patients with appropriate hair removal
- Prescribing VTE medicine/treatment
- Receiving VTE medicine/treatment
- Urinary catheter removed

2012 accountability measures excluded in composite results

The following accountability measures were not included in the composite results for 2012. Composite results exclude certain measures, such as ratio measures. For more information about excluded accountability measures, see the applicable table in the National Performance Summary section of this report.

Pneumonia care

Antibiotics to ICU patients

Inpatient psychiatric services

Justification for multiple antipsychotic medications
Hours of physical restraint use
Hours of seclusion

Children's asthma care

- Relievers for inpatient asthma
- Systemic corticosteroids for inpatient asthma
- Home management plan of care

Inpatient psychiatric services

- Continuing care plan created
- Continuing care plan transmitted

Venous thromboembolism (VTE) care

- VTE medicine/treatment
- VTE medicine/treatment in ICU
- VTE patients with overlap therapy
- VTE patients with UFH monitoring
- VTE warfarin discharge instructions

Stroke care

- VTE medicine/treatment
- Discharged on antithrombotic therapy
- Anticoagulation therapy for atrial fibrillation/flutter
- Thrombolytic therapy
- Antithrombotic therapy by end of hospital day two
- Discharged on statin medication
- Stroke education
- Assessed for rehabilitation

Immunization

- Pneumococcal immunization
- Influenza immunization

Perinatal care

Elective delivery
Antenatal steroids
Exclusive breast milk feeding

Appendix

Appendix 3: 2012 core measures being tested or evaluated against accountability measure criteria

Inpatient psychiatric services

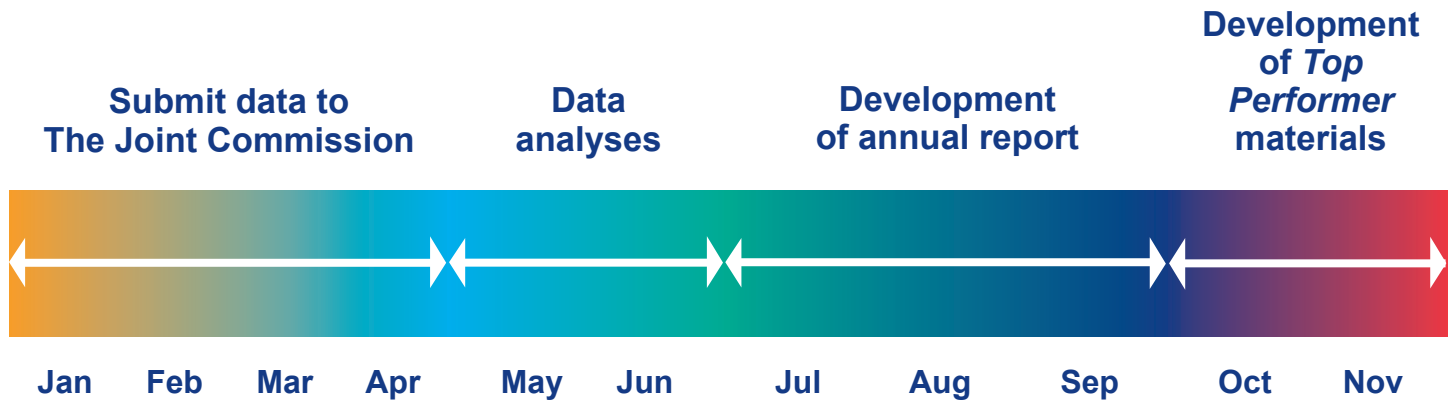
Admission screening

Venous thromboembolism (VTE) care

Incidence of potentially preventable VTE

Appendix

Appendix 4: Timeline for development of *Improving America's Hospital's* annual report



Appendix

Appendix 5: Number of hospitals that submit accountability measure data and number of *Top Performer* hospitals for each state

State or Territory	Number of hospitals submitting data in 2010	Number of <i>Top Performer</i> hospitals for 2010	Number of hospitals submitting data in 2011	Number of <i>Top Performer</i> hospitals for 2011	Number of hospitals submitting data in 2012	Number of <i>Top Performer</i> hospitals for 2012
Alabama	69	10	76	19	72	33
Alaska	11	1	12	2	12	5
Arizona	33	4	39	5	43	13
Arkansas	33	7	42	9	42	13
California	278	34	302	55	305	93
Colorado	45	5	52	8	54	20
Connecticut	31	1	36	0	35	8
Delaware	7	0	12	2	12	5
District of Columbia	10	0	10	0	10	1
Florida	159	51	176	60	180	103
Georgia	112	13	124	23	116	35
Hawaii	16	0	16	2	16	4
Idaho	13	2	15	4	15	6
Illinois	122	18	138	17	123	35
Indiana	60	5	72	11	71	30
Iowa	26	2	28	2	28	11
Kansas	30	3	34	8	34	10
Kentucky	67	10	75	18	75	25
Louisiana	67	8	82	15	82	21
Maine	18	3	22	4	22	11
Maryland	46	1	54	2	51	16
Massachusetts	61	6	70	10	70	18
Michigan	83	11	92	13	91	27
Minnesota	51	4	52	11	60	16
Mississippi	42	14	47	16	43	16
Missouri	71	8	86	13	84	26
Montana	10	0	10	3	11	5
Nebraska	23	4	25	7	24	6
Nevada	21	4	27	8	30	15
New Hampshire	11	4	13	4	11	7

Appendix

Appendix 5: Number of hospitals that submit accountability measure data and number of *Top Performer* hospitals for each state

State or Territory	Number of hospitals submitting data in 2010	Number of <i>Top Performer</i> hospitals for 2010	Number of hospitals submitting data in 2011	Number of <i>Top Performer</i> hospitals for 2011	Number of hospitals submitting data in 2012	Number of <i>Top Performer</i> hospitals for 2012
New Jersey	58	12	72	14	71	26
New Mexico	22	2	23	5	23	7
New York	145	8	173	16	171	45
North Carolina	95	14	100	18	102	32
North Dakota	11	0	13	0	13	4
Ohio	132	14	138	20	135	36
Oklahoma	43	5	45	10	44	9
Oregon	32	2	34	5	34	6
Pennsylvania	126	20	136	23	138	47
Puerto Rico	31	0	35	1	34	2
Rhode Island	10	0	12	1	12	3
South Carolina	50	10	56	14	57	20
South Dakota	9	2	9	0	9	1
Tennessee	94	20	102	29	100	32
Texas	219	34	257	69	253	97
Utah	24	1	28	6	29	12
Vermont	7	1	8	3	7	3
Virginia	81	12	95	11	85	26
Washington	55	5	60	6	59	10
West Virginia	36	3	38	5	39	12
Wisconsin	78	7	80	12	81	31
Wyoming	10	1	11	1	10	3
Department of Defense International Locations						
United Kingdom, Suffolk	0	0	0	0	14*	1

*Total number of Department of Defense (DOD) locations worldwide submitting data.

The Joint Commission's Top Performer on Key Quality Measures® for 2012

The checkmark (✓) indicates the measure set(s) for which the hospital or critical access hospital is being recognized.

Hospitals by State	City	Heart Attack	Heart Failure	Pneumonia	Surgical Care	Children's Asthma	VTE	Stroke	Hosp-Based Inpt Psych	Immunization
Alabama										
Shelby Baptist Medical Center	Alabaster	✓	✓	✓	✓					
Community Hospital of Andalusia, Inc.	Andalusia			✓	✓					
Anniston HMA, LLC	Anniston	✓	✓	✓	✓					
The Health Care Authority for Medical West, An Affiliate of UAB	Bessemer	✓	✓	✓	✓					
Affinity Hospital, LLC	Birmingham	✓	✓	✓	✓					
Brookwood Medical Center	Birmingham	✓	✓	✓	✓					
Hill Crest Behavioral Health Services	Birmingham								✓	
Princeton Baptist Medical Center	Birmingham	✓	✓	✓	✓					
North Alabama Regional Hospital	Decatur								✓	
Flowers Hospital	Dothan	✓	✓	✓	✓					
Hospital and Behavioral Health	Dothan								✓	
QHG of Enterprise, Inc.	Enterprise			✓	✓					
South Baldwin Regional Medical Center	Foley	✓	✓	✓	✓					
DeKalb Regional Medical Center	Fort Payne	✓	✓	✓	✓					
Greenville Hospital Corporation	Greenville			✓	✓					
Lakeland Community Hospital	Haleyville			✓						
Crestwood Medical Center	Huntsville	✓	✓	✓	✓					
Walker Baptist Medical Center	Jasper	✓	✓	✓	✓					
University of South Alabama Medical Center	Mobile	✓	✓	✓	✓					
Baptist Medical Center East	Montgomery	✓	✓	✓	✓					
Jackson Hospital and Clinic, Inc.	Montgomery	✓	✓	✓	✓					
East Alabama Medical Center	Opelika	✓	✓	✓	✓					
Russell County Community Hospital, LLC	Phenix City				✓					
The Health Care Authority for Baptist Health, An Affiliate of UAB	Prattville			✓						
Russellville Hospital	Russellville	✓		✓	✓					
Vaughan Regional Medical Center, LLC	Selma	✓	✓	✓	✓					
Helen Keller Hospital	Sheffield		✓	✓	✓					
Coosa Valley Medical Center	Sylacauga		✓	✓	✓					
Bryce Hospital	Tuscaloosa								✓	
DCH Regional Medical Center	Tuscaloosa	✓	✓	✓	✓					
Mary Starke Harper Geriatric Psychiatry Center	Tuscaloosa								✓	
Taylor Hardin Secure Medical Facility	Tuscaloosa								✓	
Tuscaloosa VA Medical Center	Tuscaloosa								✓	
Alaska										
Alaska Psychiatric Institute	Anchorage								✓	
Alaska Regional Hospital	Anchorage	✓	✓	✓	✓					
PeaceHealth Ketchikan Medical Center	Ketchikan			✓	✓					
Mat-Su Regional Medical Center	Palmer	✓		✓	✓					
Central Peninsula Hospital	Soldotna			✓	✓					
Arizona										
Western Arizona Regional Medical Center	Bullhead City	✓	✓	✓	✓					
Orthopedic and Surgical Specialty Company, LLC	Chandler				✓					
Banner Gateway Medical Center	Gilbert		✓	✓	✓					
Arrowhead Hospital	Glendale	✓	✓	✓	✓					
Banner Desert Medical Center	Mesa	✓	✓	✓		✓				
Carondelet Holy Cross Hospital, Inc.	Nogales				✓					
Banner Estrella Medical Center-Banner Health	Phoenix	✓	✓	✓	✓					
Maryvale Hospital	Phoenix	✓	✓	✓	✓					
Mayo Clinic Hospital	Phoenix	✓	✓	✓	✓					
Paradise Valley Hospital	Phoenix	✓	✓	✓	✓					
UBH of Phoenix, LLC	Phoenix								✓	
Banner Ironwood Medical Center	San Tan Valley			✓	✓					
Banner Boswell Medical Center	Sun City	✓	✓	✓	✓					

The Joint Commission's Top Performer on Key Quality Measures® for 2012

The checkmark (✓) indicates the measure set(s) for which the hospital or critical access hospital is being recognized.

Hospitals by State	City	Heart Attack	Heart Failure	Pneumonia	Surgical Care	Children's Asthma	VTE	Stroke	Hosp-Based Inpt Psych	Immunization
Arkansas										
Baptist Health	Arkadelphia			✓	✓					
Valley Behavioral Health System, LLC	Barling								✓	
Sparks Regional Medical Center	Fort Smith	✓	✓	✓	✓					
Helena Regional Medical Center	Helena		✓	✓						
Arkansas Heart Hospital	Little Rock	✓	✓	✓	✓					
Baptist Health Medical Center-Little Rock	Little Rock	✓	✓	✓						
BHC Pinnacle Pointe Hospital, Inc.	Little Rock								✓	
United Methodist Behavioral Hospital	Maumelle								✓	
Harris Hospital	Newport		✓	✓	✓					
Arkansas Surgical Hospital, LLC	North Little Rock				✓					
Arkansas Methodist Hospital Corporation	Paragould	✓	✓	✓	✓					
Riverview Behavioral Health	Texarkana								✓	
Crittenden Hospital Association	West Memphis		✓	✓						
California										
Kaiser Foundation Hospital-Orange County-Anaheim	Anaheim	✓	✓	✓	✓					
Kaiser Foundation Hospital-Antioch	Antioch	✓	✓	✓	✓					
Sutter Auburn Faith Hospital	Auburn			✓	✓					
Kaiser Foundation Hospitals-Baldwin Park Medical Center	Baldwin Park	✓	✓	✓	✓					
Eden Medical Center	Castro Valley	✓	✓	✓	✓					
Sharp Coronado Hospital	Coronado				✓					
CHCM, Inc.	Costa Mesa								✓	
Aurora Charter Oak-Los Angeles, LLC	Covina								✓	
Kaiser Foundation Hospital-Downey Medical Center	Downey	✓	✓	✓	✓					
Scripps Memorial Hospital-Encinitas	Encinitas	✓	✓	✓	✓					
Encino Hospital Medical Center	Encino			✓						
Fallbrook Hospital Corporation	Fallbrook			✓	✓					
Mercy Hospital of Folsom	Folsom			✓	✓			✓		
Kaiser Foundation Hospital-Fontana	Fontana	✓	✓	✓	✓					
San Joaquin General Hospital	French Camp	✓	✓							
Fresno Heart Hospital, LLC	Fresno	✓			✓					
Kaiser Foundation Hospital-Fresno	Fresno	✓	✓	✓	✓					
Garden Grove Hospital and Medical Center	Garden Grove	✓		✓	✓					
Glendale Adventist Medical Center	Glendale	✓	✓	✓				✓		
Kaiser Foundation Hospital-South Bay	Harbor City	✓	✓	✓	✓					
Kaiser Foundation Hospital-Hayward/ Fremont Medical Center	Hayward	✓	✓	✓	✓					
The Huntington Beach Hospital	Huntington Beach			✓	✓					
Centinela Hospital Medical Center	Inglewood	✓	✓	✓	✓					
Scripps Green Hospital	La Jolla	✓	✓	✓	✓					
Scripps Memorial Hospital-La Jolla	La Jolla	✓	✓	✓	✓					
Grossmont Hospital Corporation	La Mesa	✓	✓	✓	✓					
La Palma Intercommunity Hospital	La Palma	✓		✓	✓					
Lakewood Regional Medical Center	Lakewood	✓	✓	✓	✓					
VA Loma Linda Healthcare System	Loma Linda	✓	✓	✓	✓					
Miller Children's Hospital	Long Beach					✓				
Kaiser Foundation Hospital-Los Angeles Medical Center	Los Angeles	✓	✓	✓	✓					
Ronald Reagan UCLA Medical Center	Los Angeles	✓	✓	✓	✓					
Memorial Hospital Los Banos	Los Banos			✓						
Kaiser Foundation Hospital-Manteca/Modesto	Manteca	✓		✓	✓					
Doctors Medical Center of Modesto	Modesto	✓	✓	✓	✓					
Memorial Medical Center	Modesto	✓	✓	✓	✓					
Kaiser Foundation Hospital-Moreno Valley Community Hospital	Moreno Valley	✓	✓	✓	✓					
Mercy Medical Center Mt. Shasta	Mount Shasta			✓	✓					
El Camino Hospital	Mountain View	✓	✓	✓	✓					
Paradise Valley Hospital	National City	✓	✓	✓	✓					

The Joint Commission's Top Performer on Key Quality Measures® for 2012

The checkmark (✓) indicates the measure set(s) for which the hospital or critical access hospital is being recognized.

Hospitals by State	City	Heart Attack	Heart Failure	Pneumonia	Surgical Care	Children's Asthma	VTE	Stroke	Hosp-Based Inpt Psych	Immunization
Kaiser Foundation Hospital-Oakland/Richmond	Oakland	✓	✓	✓	✓					
Sutter East Bay Hospitals-Summit Campus	Oakland	✓	✓	✓	✓					
Children's Hospital of Orange County	Orange					✓				
Lucile Salter Packard Children's Hospital at Stanford	Palo Alto					✓				
Kaiser Foundation Hospitals-Panorama										
City Medical Center	Panorama City	✓	✓	✓	✓					
Mission Community Hospital	Panorama City		✓	✓	✓					
Aurora Behavioral Health Care/Las Encinas Hospital	Pasadena								✓	
Department of State Hospitals-Patton	Patton								✓	
Placentia-Linda Hospital	Placentia	✓		✓	✓					
Marshall Medical Center	Placerville		✓	✓	✓					
ValleyCare Health System	Pleasanton	✓	✓	✓	✓					
Pomona Valley Hospital Medical Center	Pomona	✓	✓	✓						
Prime Healthcare Services-Shasta, LLC	Redding	✓	✓	✓	✓					
Kaiser Foundation Hospital-Redwood City	Redwood City	✓		✓	✓					
Sequoia Hospital	Redwood City	✓	✓	✓	✓					
Riverside Community Hospital	Riverside	✓	✓	✓	✓					
BHC Alhambra Hospital	Rosemead								✓	
BHC Heritage Oaks Hospital	Sacramento								✓	
Kaiser Foundation Hospital-Sacramento	Sacramento	✓	✓	✓	✓					
Salinas Valley Memorial Hospital	Salinas	✓	✓	✓						
Kaiser Foundation Hospital-San Diego	San Diego	✓	✓	✓	✓					
Scripps Mercy Hospital	San Diego	✓	✓	✓	✓					
Sharp Memorial Hospital	San Diego	✓	✓	✓	✓					
VA San Diego Healthcare System	San Diego	✓	✓	✓	✓					
San Dimas Community Hospital	San Dimas			✓	✓					
California Pacific Medical Center-St. Luke's	San Francisco		✓	✓	✓					
Kaiser Foundation Hospital-San Francisco	San Francisco	✓	✓	✓	✓					
Kaiser Foundation Hospital-San Jose	San Jose	✓	✓	✓	✓					
Regional Medical Center of San Jose	San Jose	✓	✓	✓	✓					
Kaiser Foundation Hospital-San Rafael	San Rafael	✓		✓	✓					
Kaiser Foundation Hospital-Santa Clara	Santa Clara	✓	✓	✓	✓					
Kaiser Permanente Psychiatric Health Facility-Santa Clara	Santa Clara								✓	
Dignity Health	Santa Cruz	✓	✓	✓	✓					
Sutter Maternity & Surgery Center of Santa Cruz	Santa Cruz				✓					
Saint John's Health Center	Santa Monica	✓	✓	✓	✓					
Santa Monica-UCLA Medical Center and Orthopaedic Hospital	Santa Monica	✓	✓	✓	✓					
Kaiser Foundation Hospital-Santa Rosa	Santa Rosa	✓	✓	✓	✓					
Sutter Medical Center of Santa Rosa	Santa Rosa	✓	✓	✓	✓					
Sonoma Valley Health Care District	Sonoma			✓	✓					
Sonora Community Hospital	Sonora	✓		✓						
Kaiser Foundation Hospital-South San Francisco	South San Francisco	✓	✓	✓	✓					
Dameron Hospital Association	Stockton	✓	✓	✓	✓					
St. Joseph's Medical Center of Stockton	Stockton	✓	✓	✓	✓					
Twin Cities Community Hospital	Templeton		✓	✓	✓					
Los Robles Hospital and Medical Center	Thousand Oaks	✓	✓	✓	✓					
Providence Little Company of Mary Medical Center										
Torrance	Torrance	✓	✓	✓	✓					
Emanuel Medical Center	Turlock	✓	✓	✓	✓					
Kaiser Foundation Hospital-Vacaville	Vacaville	✓		✓	✓					
Kaiser Foundation Hospital and Rehabilitation Center-Vallejo	Vallejo	✓	✓	✓	✓					
Sutter Solano Medical Center	Vallejo	✓	✓	✓	✓					
Watsonville Community Hospital	Watsonville			✓	✓					
Citrus Valley Medical Center	West Covina	✓	✓	✓	✓					
Presbyterian Intercommunity Hospital	Whittier	✓	✓	✓	✓					

The Joint Commission's Top Performer on Key Quality Measures® for 2012

The checkmark (✓) indicates the measure set(s) for which the hospital or critical access hospital is being recognized.

Hospitals by State	City	Heart Attack	Heart Failure	Pneumonia	Surgical Care	Children's Asthma	VTE	Stroke	Hosp-Based Inpt Psych	Immunization
Colorado										
The Medical Center of Aurora	Aurora	✓	✓	✓	✓					
Platte Valley Medical Center	Brighton	✓		✓	✓					
Colorado Mental Health Institute at Fort Logan	Denver								✓	
Rose Medical Center	Denver	✓	✓	✓	✓					
Mercy Regional Medical Center	Durango	✓		✓	✓					
Poudre Valley Hospital	Fort Collins	✓	✓	✓						
Colorado Plains Medical Center	Fort Morgan			✓	✓					
Catholic Health Initiatives Colorado	Frisco				✓					
Valley View Hospital Association	Glenwood Springs	✓		✓	✓					
Grand Junction Veterans Affairs Medical Center	Grand Junction			✓	✓					
North Colorado Medical Center	Greeley	✓	✓	✓	✓					
Exempla Good Samaritan Medical Center, LLC	Lafayette	✓	✓	✓	✓					
OrthoColorado Hospital at St. Anthony Medical Campus	Lakewood				✓					
Highlands Behavioral Health System	Littleton								✓	
HCA/HealthOne, LLC, Sky Ridge Medical Center	Lone Tree	✓		✓	✓					
Avista Adventist Hospital	Louisville			✓	✓					
Haven Behavioral War Heroes Hospital @ St. Mary-Corwin	Pueblo								✓	
Sterling Regional MedCenter	Sterling				✓					
North Suburban Medical Center	Thornton	✓		✓	✓					
Exempla Lutheran Medical Center	Wheat Ridge	✓	✓	✓	✓					
Connecticut										
St. Vincent's Medical Center	Bridgeport	✓	✓	✓	✓					
Griffin Hospital	Derby	✓	✓	✓	✓					
John Dempsey Hospital	Farmington	✓	✓	✓	✓					
Albert J. Solnit Children's Center-South Campus	Middletown								✓	
Middlesex Hospital	Middletown	✓	✓	✓	✓					
The William W. Backus Hospital	Norwich	✓	✓	✓	✓					
Day Kimball Healthcare, Inc.	Putnam	✓		✓	✓					
Saint Mary's Hospital, Inc.	Waterbury	✓	✓	✓	✓					
Delaware										
Bayhealth-Kent General Hospital	Dover	✓	✓	✓	✓					
Dover Behavioral Health System	Dover								✓	
Beebe Medical Center	Lewes	✓	✓	✓	✓					
Meadow Wood Behavioral Health System	New Castle								✓	
VA Medical Center	Wilmington				✓					
District of Columbia										
Sibley Memorial Hospital	Washington			✓	✓					
Florida										
JFK Medical Center Limited Partnership	Atlantis	✓	✓	✓	✓					
Bartow HMA, LLC	Bartow		✓	✓	✓					
Bay Pines VA Healthcare System	Bay Pines	✓	✓	✓	✓					
Boca Raton Regional Hospital, Inc.	Boca Raton	✓	✓	✓	✓					
Bethesda Hospital, Inc.	Boynton Beach	✓	✓	✓	✓					
Blake Medical Center	Bradenton	✓	✓	✓	✓					
Manatee Memorial Hospital	Bradenton	✓	✓	✓	✓					
Brandon Regional Hospital	Brandon	✓	✓	✓	✓					
Brooksville & Spring Hill Regional Hospitals	Brooksville	✓	✓	✓	✓					
Oak Hill Hospital	Brooksville	✓	✓	✓	✓					
Morton Plant Hospital Association	Clearwater	✓	✓	✓	✓					
Windmoor Healthcare of Clearwater, Inc.	Clearwater								✓	
Cape Canaveral Hospital, Inc.	Cocoa Beach	✓	✓	✓	✓					
Coral Gables Hospital	Coral Gables	✓	✓	✓	✓					
Doctors Hospital, Inc.	Coral Gables		✓	✓	✓					
Broward Health Coral Springs	Coral Springs	✓	✓	✓	✓					
North Okaloosa Medical Center	Crestview	✓	✓	✓	✓					

The Joint Commission's Top Performer on Key Quality Measures® for 2012

The checkmark (✓) indicates the measure set(s) for which the hospital or critical access hospital is being recognized.

Hospitals by State	City	Heart Attack	Heart Failure	Pneumonia	Surgical Care	Children's Asthma	VTE	Stroke	Hosp-Based Inpt Psych	Immunization
Pasco Regional Medical Center	Dade City	✓	✓	✓	✓					
Heart of Florida Regional Medical Center	Davenport	✓	✓	✓	✓					
Halifax Health	Daytona Beach	✓	✓	✓	✓					
Florida Hospital Deland	Deland	✓	✓	✓	✓					
Delray Medical Center, Inc.	Delray Beach	✓	✓	✓	✓					
Mease Dunedin Hospital	Dunedin	✓	✓	✓	✓					
96th Medical Group	Eglin AFB			✓	✓		✓			
Englewood Community Hospital	Englewood			✓	✓					
South Florida Evaluation and Treatment Center (SFETC)	Florida City								✓	
Atlantic Shores Hospital	Fort Lauderdale								✓	
Broward Health Medical Center	Fort Lauderdale	✓	✓	✓	✓					
Fort Lauderdale Hospital Management, LLC	Fort Lauderdale								✓	
Holy Cross Hospital, Inc.	Fort Lauderdale	✓	✓	✓	✓					
North Broward Hospital District	Fort Lauderdale	✓	✓	✓	✓					
Lawnwood Regional Medical Center & Heart Institute	Fort Pierce	✓	✓	✓	✓	✓				
Fort Walton Beach Medical Center, Inc.	Fort Walton Beach	✓	✓	✓	✓					
North Florida Regional Medical Center	Gainesville	✓	✓	✓	✓					
Gulf Breeze Hospital	Gulf Breeze			✓	✓					
Palmetto General Hospital	Hialeah	✓	✓	✓	✓					
Hollywood Pavilion, LLC	Hollywood								✓	
Memorial Regional Hospital	Hollywood	✓	✓	✓	✓	✓			✓	
Memorial Healthcare, Inc.	Jacksonville	✓	✓	✓	✓					
River Point Behavioral Health	Jacksonville								✓	
St. Vincent's Medical Center Riverside	Jacksonville	✓	✓	✓	✓					
St. Vincent's Southside-St. Vincent's HealthCare, Inc.	Jacksonville	✓	✓	✓	✓					
Wekiva Springs Center, LLC	Jacksonville								✓	
Jupiter Medical Center	Jupiter	✓	✓	✓	✓					
Key West HMA, LLC	Key West	✓		✓	✓					
Osceola Regional Medical Center	Kissimmee	✓	✓	✓	✓					
Lake City Medical Center	Lake City		✓	✓	✓					
Largo Medical Center	Largo	✓	✓	✓	✓					
Palms West Hospital	Loxahatchee	✓	✓	✓	✓					
Northwest Medical Center	Margate	✓	✓	✓	✓					
Circles of Care, Inc.	Melbourne								✓	
Holmes Regional Medical Center, Inc.	Melbourne	✓	✓	✓	✓					
Viera Hospital, Inc.	Melbourne	✓		✓	✓					
Baptist Hospital of Miami	Miami	✓	✓	✓	✓			✓		
Kendall Regional Medical Center	Miami	✓	✓	✓	✓					
South Miami Hospital	Miami	✓	✓	✓	✓					
West Kendall Baptist Hospital	Miami	✓	✓	✓	✓					
Santa Rosa Medical Center	Milton	✓		✓	✓					
Memorial Hospital Miramar	Miramar	✓	✓	✓	✓					
Sacred Heart Hospital on the Emerald Coast	Miramar Beach	✓		✓	✓					
Twin Cities Hospital	Niceville			✓	✓					
Ocala Regional Medical Center	Ocala	✓	✓	✓	✓					
Raulerson Hospital	Okeechobee	✓	✓	✓	✓					
Florida Hospital Fish Memorial	Orange City	✓	✓	✓	✓					
Orange Park Medical Center	Orange Park	✓	✓	✓	✓					
Palm Bay Hospital	Palm Bay	✓	✓	✓	✓					
Palm Beach Gardens Medical Center	Palm Beach Gardens	✓	✓	✓	✓					
Florida Hospital Flagler	Palm Coast	✓	✓	✓	✓					
Gulf Coast Medical Center	Panama City	✓	✓	✓	✓					
Geo Care LLC South Florida State Hospital	Pembroke Pines								✓	
Memorial Hospital Pembroke	Pembroke Pines	✓	✓	✓	✓					
Memorial Hospital West	Pembroke Pines	✓	✓	✓	✓					
Naval Hospital Pensacola	Pensacola				✓		✓			
West Florida Regional Medical Center, Inc.	Pensacola	✓	✓	✓	✓					

The Joint Commission's Top Performer on Key Quality Measures® for 2012

The checkmark (✓) indicates the measure set(s) for which the hospital or critical access hospital is being recognized.

Hospitals by State	City	Heart Attack	Heart Failure	Pneumonia	Surgical Care	Children's Asthma	VTE	Stroke	Hosp-Based Inpt Psych	Immunization
Plantation General Hospital	Plantation	✓	✓	✓	✓					
Westside Regional Medical Center	Plantation	✓	✓	✓	✓					
Broward Health North	Pompano Beach	✓	✓	✓	✓					
Fawcett Memorial Hospital	Port Charlotte	✓	✓	✓	✓					
St. Lucie Medical Center	Port Saint Lucie	✓	✓	✓	✓					
Charlotte Regional Medical Center	Punta Gorda	✓	✓	✓	✓					
St. Cloud Regional Medical Center	Saint Cloud		✓	✓	✓					
All Children's Hospital, Inc.	Saint Petersburg					✓				
Edward White Hospital	Saint Petersburg			✓	✓					
Northside Hospital	Saint Petersburg	✓	✓	✓	✓					
St. Petersburg General Hospital	Saint Petersburg	✓	✓	✓	✓					
Central Florida Regional Hospital	Sanford	✓	✓	✓	✓					
Doctors Hospital of Sarasota	Sarasota	✓	✓	✓	✓					
Sebastian River Medical Center	Sebastian	✓	✓	✓	✓					
Florida Hospital Heartland Medical Center	Sebring	✓	✓	✓	✓					
Highlands Regional Medical Center	Sebring	✓	✓	✓	✓					
Shands Starke Regional Medical Center	Starke			✓						
South Bay Hospital	Sun City Center	✓	✓	✓	✓					
Capital Regional Medical Center	Tallahassee	✓	✓	✓	✓					
St. Joseph's Hospital, Inc.	Tampa	✓	✓	✓	✓					
Florida Hospital North Pinellas	Tarpon Springs	✓	✓	✓	✓					
Florida Hospital Waterman	Tavares	✓	✓	✓	✓					
Mariners Hospital	Tavernier			✓	✓					
North Brevard County Hospital District	Titusville	✓	✓	✓	✓					
Medical Center of Trinity	Trinity	✓	✓	✓	✓					
Venice HMA, LLC	Venice	✓	✓	✓	✓					
Wellington Regional Medical Center	Wellington	✓	✓	✓	✓					
West Palm Hospital	West Palm Beach			✓	✓					
Florida Hospital Zephyrhills	Zephyrhills	✓	✓	✓	✓					
Georgia										
Northside Hospital, Inc.	Atlanta		✓	✓	✓					
Wesley Woods Center of Emory University	Atlanta								✓	
Doctors Hospital of Augusta	Augusta	✓	✓	✓	✓					
Trinity Hospital of Augusta	Augusta	✓	✓	✓	✓					
Fannin Regional Hospital	Blue Ridge			✓	✓					
Higgins General Hospital	Bremen			✓						
Gordon Hospital	Calhoun	✓	✓	✓	✓					
Northside Hospital-Cherokee	Canton		✓	✓	✓					
Tanner Medical Center, Inc.	Carrollton	✓	✓	✓	✓					
Cartersville Medical Center	Cartersville	✓	✓	✓	✓					
Hughston Hospital	Columbus				✓					
Rockdale Hospital, LLC	Conyers	✓	✓	✓	✓					
Crisp Regional Hospital, Inc.	Cordele	✓	✓	✓	✓					
Northside Hospital-Forsyth	Cumming		✓	✓	✓					
Georgia Regional Hospital at Atlanta	Decatur								✓	
Coffee Regional Medical Center	Douglas		✓	✓	✓					
Fairview Park Hospital	Dublin	✓	✓	✓	✓					
VA Medical Center-Carl Vinson	Dublin			✓						
West Georgia Medical Center, Inc.	Lagrange	✓	✓	✓	✓					
Gwinnett Medical Center	Lawrenceville	✓	✓	✓	✓					
Coliseum Medical Centers	Macon	✓	✓	✓	✓					
Coliseum Northside Hospital	Macon			✓	✓					
Coliseum Psychiatric Center, LLC	Macon								✓	
Colquitt Regional Medical Center	Moultrie		✓	✓	✓					
Perry Hospital	Perry			✓	✓					
RiverWoods Behavioral Health System, LLC	Riverdale								✓	
Redmond Park Hospital, LLC	Rome	✓	✓	✓	✓					

The Joint Commission's Top Performer on Key Quality Measures® for 2012

The checkmark (✓) indicates the measure set(s) for which the hospital or critical access hospital is being recognized.

Hospitals by State	City	Heart Attack	Heart Failure	Pneumonia	Surgical Care	Children's Asthma	VTE	Stroke	Hosp-Based Inpt Psych	Immunization
North Fulton Medical Center, Inc.	Roswell	✓	✓	✓	✓					
Georgia Regional Hospital at Savannah	Savannah								✓	
Emory-Adventist Hospital	Smyrna			✓	✓					
Ridgeview Institute	Smyrna								✓	
John D. Archbold Memorial Hospital	Thomasville	✓	✓	✓	✓					
Southwestern State Hospital	Thomasville								✓	
Tanner Medical Center/Villa Rica	Villa Rica	✓		✓	✓					
Barrow Regional Medical Center	Winder			✓	✓					
Hawaii										
Sutter Health Pacific	Ewa Beach								✓	
Kaiser Foundation Hospital	Honolulu	✓	✓	✓	✓					
The Queen's Medical Center	Honolulu	✓	✓	✓	✓					
Castle Medical Center	Kailua	✓	✓	✓						
Idaho										
State Hospital South	Blackfoot								✓	
Saint Alphonsus Regional Medical Center	Boise	✓	✓	✓	✓					
West Valley Medical Center	Caldwell	✓		✓	✓					
Eastern Idaho Health Services	Idaho Falls	✓	✓	✓	✓					
Saint Alphonsus Medical Center-Nampa	Nampa	✓	✓	✓	✓					
St. Luke's Magic Valley Medical Center	Twin Falls	✓	✓	✓	✓					
Illinois										
Alton Memorial Hospital	Alton	✓	✓	✓	✓					
Saint Anthony's Health Center	Alton	✓		✓	✓					
St. Elizabeth's Hospital	Belleville	✓	✓	✓	✓					
MacNeal Hospital	Berwyn	✓	✓	✓	✓					
MetroSouth Medical Center	Blue Island	✓	✓	✓	✓					
St. Mary's Hospital	Centralia	✓		✓	✓					
The Pavilion Foundation	Champaign								✓	
Chester Mental Health Center	Chester								✓	
Advocate Illinois Masonic Medical Center	Chicago	✓	✓	✓	✓					
Ann & Robert H. Lurie Children's Hospital of Chicago	Chicago					✓				
Aurora Chicago Lakeshore Hospital	Chicago								✓	
Louis A. Weiss Memorial Hospital	Chicago	✓	✓	✓	✓					
Rush University Medical Center	Chicago	✓	✓	✓	✓					
Kishwaukee Community Hospital	Dekalb	✓	✓	✓	✓					
Presence Saint Joseph Hospital-Elgin	Elgin	✓		✓	✓					
Alexian Brothers Medical Center	Elk Grove Village	✓	✓	✓	✓					
Little Company of Mary Hospital	Evergreen Park	✓	✓	✓	✓	✓				
Clay County Hospital	Flora			✓						
Riveredge Hospital	Forest Park								✓	
Gibson Community Hospital	Gibson City				✓					
Granite City Illinois Hospital Company, LLC	Granite City	✓	✓	✓	✓					
Adventist La Grange Memorial Hospital	La Grange	✓	✓	✓	✓					
VA Medical Center	Marion			✓						
Gottlieb Memorial Hospital	Melrose Park	✓	✓	✓	✓					
Silver Cross Hospital	New Lenox	✓	✓	✓	✓					
Ottawa Regional Hospital and Healthcare Center	Ottawa			✓	✓					
OSF Saint Francis Medical Center	Peoria	✓	✓	✓	✓					
The Methodist Medical Center of Illinois	Peoria	✓	✓	✓	✓					
OSF Saint James-John W. Albrecht Medical Center	Pontiac			✓	✓					
Blessing Hospital	Quincy	✓	✓	✓	✓					
Red Bud Regional Hospital, LLC	Red Bud			✓	✓					
Valley West Community Hospital	Sandwich			✓	✓					
Genesis Medical Center, Illini Campus	Silvis		✓	✓	✓					
St. Mary's Hospital	Streator			✓	✓					
CTCA at Midwestern Regional Medical Center	Zion				✓					

The Joint Commission's Top Performer on Key Quality Measures® for 2012

The checkmark (✓) indicates the measure set(s) for which the hospital or critical access hospital is being recognized.

Hospitals by State	City	Heart Attack	Heart Failure	Pneumonia	Surgical Care	Children's Asthma	VTE	Stroke	Hosp-Based Inpt Psych	Immunization
Indiana										
St. Vincent Anderson Regional Hospital	Anderson	✓	✓	✓	✓					
Bloomington Meadows Hospital	Bloomington								✓	
Bluffton Regional Medical Center	Bluffton			✓	✓					
St. Catherine Hospital, Inc.	East Chicago	✓	✓	✓	✓					
Evansville State Hospital	Evansville								✓	
Dupont Hospital, LLC	Fort Wayne			✓	✓					
Lutheran Hospital of Indiana	Fort Wayne	✓	✓	✓	✓					
Orthopaedic Hospital at Parkview North	Fort Wayne				✓					
The Orthopedic Hospital of Lutheran Health Network	Fort Wayne				✓					
VA Northern Indiana Health Care System	Fort Wayne			✓						
St. Vincent Frankfort Hospital	Frankfort			✓						
Valle Vista Health System	Greenwood								✓	
Huntington Memorial Hospital	Huntington			✓	✓					
Larue D. Carter Memorial Hospital	Indianapolis								✓	
Wishard Health Services	Indianapolis	✓	✓	✓	✓					
Wellstone Regional Hospital Acquisition, LLC	Jeffersonville								✓	
Parkview Noble Hospital	Kendallville			✓	✓					
St. Joseph Hospital & Health Center, Inc.	Kokomo		✓	✓	✓					
Logansport State Hospital	Logansport								✓	
Madison State Hospital	Madison								✓	
Indiana University Health Morgan Hospital	Martinsville			✓						
Saint Joseph Regional Medical Center	Mishawaka	✓	✓	✓	✓					
Indiana University Health Ball Memorial Hospital, Inc.	Muncie	✓	✓	✓	✓					
Brentwood Meadows, LLC	Newburgh								✓	
Dukes Memorial Hospital	Peru			✓						
HHC Indiana, Inc.	Plymouth								✓	
Gibson General Hospital, Inc.	Princeton			✓						
Harsha Behavioral Center, Inc.	Terre Haute								✓	
Terre Haute Regional Hospital	Terre Haute	✓	✓	✓	✓					
Kosciusko Community Hospital	Warsaw	✓	✓	✓	✓					
Iowa										
Mary Greeley Medical Center	Ames	✓	✓	✓	✓					
Sartori Memorial Hospital-Wheaton Franciscan Healthcare	Cedar Falls			✓	✓					
Mercy Medical Center, Cedar Rapids, Iowa	Cedar Rapids	✓	✓	✓	✓					
Mercy Medical Center-Clinton	Clinton	✓	✓	✓	✓					
Genesis Medical Center, Davenport	Davenport	✓	✓	✓	✓					
Mercy Medical Center	Des Moines	✓	✓	✓	✓					
Mental Health Institute	Independence								✓	
The University of Iowa Hospitals and Clinics	Iowa City	✓	✓	✓	✓					
Allen Memorial Hospital	Waterloo	✓	✓	✓	✓					
Covenant Medical Center-Wheaton Franciscan Healthcare-Iowa	Waterloo	✓		✓	✓					
Great River Medical Center	West Burlington	✓	✓	✓	✓					
Kansas										
Allen County Hospital	Iola			✓						
Rainbow Mental Health Facility	Kansas City								✓	
Lawrence Memorial Hospital	Lawrence	✓		✓	✓					
Saint John Hospital	Leavenworth			✓						
Osawatomie State Hospital	Osawatomie								✓	
Miami County Medical Center, Inc.	Paola				✓					
Shawnee Mission Medical Center	Shawnee Mission	✓	✓	✓	✓					
Stormont-Vail HealthCare, Inc.	Topeka	✓	✓	✓	✓					
Via Christi Hospital Wichita St. Teresa, Inc.	Wichita			✓	✓					
Wesley Medical Center, LLC	Wichita	✓	✓	✓	✓	✓				

The Joint Commission's Top Performer on Key Quality Measures® for 2012

The checkmark (✓) indicates the measure set(s) for which the hospital or critical access hospital is being recognized.

Hospitals by State	City	Heart Attack	Heart Failure	Pneumonia	Surgical Care	Children's Asthma	VTE	Stroke	Hosp-Based Inpt Psych	Immunization
Kentucky										
Ashland Hospital Corporation	Ashland	✓	✓	✓	✓					
Flaget Healthcare, Inc.	Bardstown			✓	✓					
Saint Joseph Berea	Berea			✓	✓					
Greenview Regional Hospital	Bowling Green			✓	✓					
Rivendell Behavioral Health Services of Kentucky	Bowling Green								✓	
Ephraim McDowell Regional Medical Center, Inc.	Danville	✓	✓	✓	✓					
Saint Elizabeth Medical Center, Inc.	Edgewood	✓	✓	✓	✓					
Saint Elizabeth Medical Center, Inc.	Fort Thomas	✓	✓	✓	✓					
Frankfort Regional Medical Center	Frankfort	✓	✓	✓	✓					
Parkway Regional Hospital	Fulton			✓	✓					
Harlan Appalachian Regional Hospital	Harlan		✓	✓	✓					
ABS LINC'S KY, Inc.	Hopkinsville								✓	
Western State Hospital	Hopkinsville								✓	
Spring View Hospital	Lebanon			✓	✓					
Twin Lakes Regional Medical Center	Leitchfield			✓	✓					
Saint Joseph East	Lexington	✓	✓	✓	✓					
University of Kentucky Hospital	Lexington	✓	✓	✓	✓	✓				
Hospital of Louisa, Inc.	Louisa			✓	✓					
Middlesboro ARH Hospital	Middlesboro		✓	✓						
Saint Joseph Health System, Inc.	Mount Sterling			✓	✓					
Owensboro Health, Inc.	Owensboro	✓	✓	✓	✓					
Baptist Healthcare System, Inc.	Paducah	✓	✓	✓	✓					
Paul B. Hall Regional Medical Center	Paintsville			✓						
Bourbon Community Hospital	Paris			✓						
Logan Memorial Hospital	Russellville			✓						
Louisiana										
Oceans Behavioral Hospital of Alexandria	Alexandria								✓	
Rapides Regional Medical Center	Alexandria	✓	✓	✓	✓					
Earl K. Long Medical Center	Baton Rouge	✓	✓	✓	✓					
Woman's Hospital	Baton Rouge				✓					
Washington St. Tammany Regional Medical Center	Bogalusa		✓	✓	✓					
Oceans Behavioral Hospital of Lafayette	Broussard								✓	
Lakeview Regional Medical Center	Covington	✓	✓	✓	✓					
Oceans Behavioral Hospital-Deridder	Deridder								✓	
Southern Regional Medical Corporation	Houma	✓	✓	✓	✓					
Oceans Behavioral Hospital of Greater New Orleans	Kenner								✓	
Heart Hospital of Lafayette	Lafayette	✓			✓					
Lafayette General Medical Center, Inc.	Lafayette	✓	✓	✓						
The Regional Medical Center of Acadiana	Lafayette	✓	✓	✓	✓					
MBH of Louisiana, LLC	Mandeville								✓	
Minden Medical Center	Minden	✓	✓	✓	✓					
Progressive Acute Care Dauterive, LLC	New Iberia	✓		✓	✓					
Oceans Behavioral Hospital of Opelousas	Opelousas								✓	
Central Louisiana State Hospital	Pineville								✓	
Ochsner St. Anne General Hospital	Raceland			✓	✓					
Phoenix Behavioral Hospital of Eunice	Rayne								✓	
Ruston Louisiana Hospital Company, LLC	Ruston	✓	✓	✓	✓					
Maine										
MaineGeneral Medical Center	Augusta	✓	✓	✓	✓					
Southern Maine Medical Center	Biddeford	✓	✓	✓	✓					
Mid Coast Hospital	Brunswick	✓	✓	✓	✓					
Cary Medical Center	Caribou			✓	✓					
Maine Coast Memorial Hospital	Ellsworth	✓		✓	✓					
Franklin Memorial Hospital	Farmington			✓	✓					
Northern Maine Medical Center	Fort Kent			✓						
Sebasticook Valley Health	Pittsfield			✓						

The Joint Commission's Top Performer on Key Quality Measures® for 2012

The checkmark (✓) indicates the measure set(s) for which the hospital or critical access hospital is being recognized.

Hospitals by State	City	Heart Attack	Heart Failure	Pneumonia	Surgical Care	Children's Asthma	VTE	Stroke	Hosp-Based Inpt Psych	Immunization
Maine Medical Center	Portland	✓	✓	✓	✓					
Mercy Hospital	Portland	✓		✓	✓					
Henrietta D. Goodall Hospital	Sanford			✓	✓					
Maryland										
Maryland General Hospital	Baltimore		✓	✓	✓					
The Johns Hopkins Hospital	Baltimore	✓	✓	✓	✓					
Upper Chesapeake Medical Center	Bel Air	✓	✓	✓	✓					
Spring Grove Hospital Center	Catonsville								✓	
Thomas B. Finan Center	Cumberland								✓	
Frederick Memorial Hospital	Frederick	✓	✓	✓	✓					
Brook Lane Health Services	Hagerstown								✓	
Harford Memorial Hospital	Havre De Grace			✓	✓					
Clifton T. Perkins Hospital Center	Jessup								✓	
Civista Medical Center, Inc.	La Plata		✓	✓	✓					
Doctors Community Hospital	Lanham	✓	✓	✓	✓					
MedStar Montgomery Medical Center	Olney	✓	✓	✓	✓					
Calvert Memorial Hospital	Prince Frederick	✓	✓	✓	✓					
Shady Grove Adventist Hospital	Rockville	✓	✓	✓	✓					
Holy Cross Hospital of Silver Spring, Inc.	Silver Spring	✓	✓	✓	✓					
Washington Adventist Hospital	Takoma Park	✓	✓	✓	✓					
Massachusetts										
Sturdy Memorial Hospital, Inc.	Attleboro	✓	✓	✓	✓					
Northeast Hospital Corporation	Beverly	✓	✓	✓	✓					
Beth Israel Deaconess Medical Center	Boston	✓	✓	✓	✓					
Brigham and Women's Faulkner Hospital	Boston		✓	✓	✓					
Franciscan Hospital for Children, Inc.	Boston								✓	
New England Baptist Hospital	Boston				✓					
Signature-Healthcare Brockton Hospital	Brockton	✓	✓	✓	✓					
Steward Carney Hospital, Inc.	Dorchester		✓	✓	✓					
Falmouth Hospital	Falmouth	✓		✓	✓					
MetroWest Medical Center	Framingham	✓	✓	✓	✓					
Fairview Hospital	Great Barrington			✓	✓					
Beth Israel Deaconess Hospital-Milton	Milton			✓	✓					
Newton-Wellesley Hospital	Newton Lower Falls	✓	✓	✓	✓					
North Adams Regional Hospital	North Adams			✓	✓					
Berkshire Medical Center	Pittsfield	✓	✓	✓	✓					
Walden Behavioral Care	Waltham								✓	
Noble Hospital	Westfield			✓	✓					
VHS Acquisition Subsidiary Number 7, Inc.	Worcester	✓	✓	✓	✓					
Michigan										
St. Joseph Mercy Hospital	Ann Arbor	✓	✓	✓	✓					
The University of Michigan Hospitals and Health Centers	Ann Arbor	✓	✓	✓	✓					
Mecosta County Medical Center	Big Rapids			✓	✓					
Caro Center	Caro								✓	
MidMichigan Medical Center-Clare	Clare			✓	✓					
BCA of Detroit, LLC	Detroit								✓	
Detroit Receiving Hospital and University Health Center	Detroit	✓	✓	✓	✓					
Borgess-Lee Memorial Hospital	Dowagiac			✓						
Newaygo County General Hospital Association	Fremont			✓	✓					
MidMichigan Medical Center Gladwin	Gladwin			✓						
Forest View Psychiatric Hospital	Grand Rapids								✓	
Beaumont Hospital, Grosse Pointe	Grosse Pointe	✓	✓	✓	✓					
WA Foote Memorial Hospital	Jackson	✓	✓	✓	✓					
Kalamazoo Psychiatric Hospital	Kalamazoo								✓	
Aspirus Keweenaw Hospital	Laurium			✓	✓					
St. Mary Mercy Hospital	Livonia	✓	✓	✓	✓					
Mercy Memorial Hospital System	Monroe	✓	✓	✓	✓					

The Joint Commission's Top Performer on Key Quality Measures® for 2012

The checkmark (✓) indicates the measure set(s) for which the hospital or critical access hospital is being recognized.

Hospitals by State	City	Heart Attack	Heart Failure	Pneumonia	Surgical Care	Children's Asthma	VTE	Stroke	Hosp-Based Inpt Psych	Immunization
St. Joseph Mercy Oakland	Pontiac	✓	✓	✓	✓			✓		
St. Joseph Mercy Port Huron	Port Huron	✓	✓	✓	✓					
Spectrum Health Reed City Hospital	Reed City			✓						
William Beaumont Hospital	Royal Oak	✓	✓	✓	✓					
South Haven Community Hospital, Authority	South Haven			✓	✓					
Straith Hospital for Special Surgery	Southfield									✓
Oakwood Heritage Hospital	Taylor	✓	✓	✓	✓					
William Beaumont Hospital	Troy	✓	✓	✓	✓					
Walter P. Reuther Psychiatric Hospital	Westland								✓	
Spectrum Health Zeeland Community Hospital	Zeeland			✓	✓					
Minnesota										
Mayo Clinic Health System-Austin	Austin		✓	✓	✓					
Cambridge Medical Center	Cambridge			✓	✓					
Fairview Southdale Hospital	Edina	✓	✓	✓	✓					
Unity Hospital	Fridley	✓	✓	✓	✓					
VA Health Care System-Minneapolis	Minneapolis	✓	✓	✓	✓					
New Ulm Medical Center	New Ulm			✓	✓					
Owatonna Hospital	Owatonna			✓	✓					
St. Joseph's Area Health Services	Park Rapids				✓					
Fairview Northland Health Services	Princeton			✓	✓					
Mayo Clinic Health System in Red Wing	Red Wing			✓	✓					
Regions Hospital	Saint Paul	✓	✓	✓	✓					
St. Francis Regional Medical Center	Shakopee			✓	✓					
Lakeview Memorial Hospital	Stillwater				✓					
Child and Adolescent Behavioral Health Services	Willmar								✓	
Woodwinds Health Campus	Woodbury			✓	✓					
Fairview Lakes Medical Center	Wyoming			✓	✓					
Mississippi										
Amory HMA, LLC	Amory		✓	✓	✓					
Hancock Medical Center	Bay Saint Louis		✓	✓	✓					
81st Medical Group	Biloxi		✓		✓					
Biloxi Regional Medical Center	Biloxi		✓	✓	✓					
Baptist Memorial Hospital-Booneville	Booneville			✓						
Bolivar Medical Center	Cleveland			✓	✓					
Baptist Memorial Hospital-Golden Triangle	Columbus	✓	✓	✓	✓					
Garden Park Medical Center	Gulfport		✓	✓	✓					
Wesley Health System, LLC	Hattiesburg	✓	✓	✓	✓					
River Oaks Hospital, LLC	Jackson			✓	✓					
Woman's Hospital	Jackson				✓					
Alliance Health Center, Inc.	Meridian								✓	
Natchez Community Hospital	Natchez		✓	✓	✓					
Baptist Memorial Hospital-Union County	New Albany		✓	✓						
Baptist Memorial Hospital-North Mississippi	Oxford	✓	✓	✓	✓					
River Region Medical Center	Vicksburg	✓	✓	✓	✓					
Missouri										
Belton Regional Medical Center	Belton			✓	✓					
SSM DePaul Health Center	Bridgeton	✓	✓	✓	✓					
Harry S. Truman Memorial Veterans' Hospital	Columbia	✓	✓	✓	✓					
University of Missouri Health Care	Columbia	✓	✓	✓	✓					
SSM St. Clare Health Center	Fenton	✓	✓	✓	✓					
Cass Regional Medical Center	Harrisonville			✓	✓				✓	
Centerpoint Medical Center of Independence, LLC	Independence	✓	✓	✓	✓					
St. Mary's Health Center	Jefferson City	✓	✓	✓	✓					
Research Medical Center	Kansas City	✓	✓	✓	✓					
Research Psychiatric Center	Kansas City								✓	
SSM St. Joseph Hospital West	Lake Saint Louis	✓	✓	✓	✓					
Lee's Summit Medical Center	Lee's Summit	✓	✓	✓	✓					

The Joint Commission's Top Performer on Key Quality Measures® for 2012

The checkmark (✓) indicates the measure set(s) for which the hospital or critical access hospital is being recognized.

Hospitals by State	City	Heart Attack	Heart Failure	Pneumonia	Surgical Care	Children's Asthma	VTE	Stroke	Hosp-Based Inpt Psych	Immunization
Lafayette Regional Health Center	Lexington			✓	✓					
Moberly Hospital Company, LLC	Moberly	✓		✓	✓					
Perry County Memorial Hospital	Perryville			✓	✓					
John J. Pershing VA Medical Center	Poplar Bluff			✓						
SSM St. Mary's Health Center	Richmond Heights	✓	✓	✓	✓	✓				
SSM St. Joseph Health Center	Saint Charles	✓	✓	✓	✓					
Heartland Regional Medical Center	Saint Joseph	✓	✓	✓	✓					
Northwest Missouri Psychiatric Rehabilitation Center	Saint Joseph								✓	
Hawthorn Children's Psychiatric Hospital	Saint Louis								✓	
Saint Louis University Hospital	Saint Louis	✓	✓	✓	✓					
St. Louis VA Healthcare System	Saint Louis	✓	✓	✓	✓					
Lincoln County Medical Center	Troy			✓	✓					
Mercy Hospital Washington	Washington	✓	✓	✓	✓					
Royal Oaks Hospital	Windsor								✓	
Montana										
St. Vincent Healthcare	Billings	✓	✓	✓	✓					
Bozeman Deaconess Hospital	Bozeman	✓		✓	✓					
Holy Rosary Healthcare	Miles City			✓	✓					
St. Patrick Hospital	Missoula	✓	✓	✓	✓					
Providence St. Joseph Medical Center	Polson				✓					
Nebraska										
Bellevue Medical Center	Bellevue	✓		✓	✓					
Columbus Community Hospital, Inc.	Columbus			✓	✓					
Lincoln Regional Center	Lincoln								✓	
Community Hospital	McCook				✓					
Alegent Creighton Health Creighton University Medical Center	Omaha	✓	✓	✓	✓					
Regional West Medical Center	Scottsbluff	✓		✓						
Nevada										
Sierra Surgery Hospital	Carson City				✓					
Northeastern Nevada Regional Hospital	Elko			✓	✓					
Banner Churchill Community Hospital	Fallon			✓	✓					
St. Rose Dominican Hospitals-Rose de Lima Campus	Henderson	✓	✓	✓	✓					
Red Rock Behavioral Health Hospital	Las Vegas								✓	
SBH-Montevista Hospital	Las Vegas								✓	
Southern Hills Medical Center, LLC	Las Vegas	✓	✓	✓	✓					
Spring Mountain Treatment Center	Las Vegas								✓	
Sunrise MountainView Hospital	Las Vegas	✓	✓	✓	✓					
Mesa View Regional Hospital	Mesquite			✓	✓					
Renown Regional Medical Center	Reno	✓	✓	✓	✓	✓				
Renown South Meadows Medical Center	Reno			✓	✓					
VA Sierra Nevada Health Care System	Reno		✓	✓	✓					
Northern Nevada Adult Mental Health Services	Sparks								✓	
Northern Nevada Medical Center	Sparks	✓		✓	✓					
New Hampshire										
New Hampshire Hospital	Concord								✓	
Hampstead Hospital	Hampstead								✓	
Catholic Medical Center	Manchester	✓	✓	✓	✓					
Elliot Hospital	Manchester	✓	✓	✓	✓					
Southern New Hampshire Medical Center	Nashua	✓	✓	✓	✓			✓		
St. Joseph Hospital of Nashua New Hampshire	Nashua	✓	✓	✓	✓					
Portsmouth Regional Hospital	Portsmouth	✓	✓	✓	✓					
New Jersey										
AtlantiCare Regional Medical Center	Atlantic City	✓	✓	✓				✓		
Clara Maass Medical Center	Belleville	✓	✓	✓	✓					
Camden County Health Services Center	Blackwood								✓	
Our Lady of Lourdes Medical Center	Camden	✓	✓	✓	✓					

The Joint Commission's Top Performer on Key Quality Measures® for 2012

The checkmark (✓) indicates the measure set(s) for which the hospital or critical access hospital is being recognized.

Hospitals by State	City	Heart Attack	Heart Failure	Pneumonia	Surgical Care	Children's Asthma	VTE	Stroke	Hosp-Based Inpt Psych	Immunization
The Cooper Health System	Camden	✓	✓	✓	✓					
Cape Regional Medical Center	Cape May Court House	✓	✓	✓	✓					
Englewood Hospital and Medical Center	Englewood	✓	✓	✓	✓					
Hackettstown Regional Medical Center	Hackettstown	✓		✓	✓					
Ancora Psychiatric Hospital	Hammonton								✓	
Bayshore Community Hospital	Holmdel	✓	✓	✓	✓					
Kimball Medical Center	Lakewood	✓	✓	✓	✓					
Greystone Park Psychiatric Hospital	Morris Plains								✓	
Saint Peter's University Hospital	New Brunswick	✓	✓	✓	✓	✓				
Newark Beth Israel Medical Center	Newark	✓	✓	✓	✓					
St. Mary's Hospital	Passaic	✓	✓	✓	✓					
Capital Health Medical Center-Hopewell	Pennington	✓	✓		✓			✓		
St. Luke's Warren Hospital Inc.	Phillipsburg	✓	✓	✓	✓					
Princeton HealthCare System	Plainsboro	✓	✓	✓	✓					
Forrest S. Chilton III Memorial Hospital, Inc.	Pompton Plains	✓	✓	✓	✓					
Valley Health System	Ridgewood	✓	✓	✓	✓					
Hudson County Meadowview Psychiatric Hospital	Secaucus								✓	
Shore Medical Center	Somers Point	✓	✓	✓	✓					
Holy Name Medical Center	Teaneck	✓	✓	✓	✓					
Ann Klein Forensic Center	Trenton								✓	
Capital Health System, Inc.	Trenton	✓	✓		✓			✓		
Christian Health Care Center	Wyckoff								✓	
New Mexico										
Carlsbad Medical Center	Carlsbad		✓	✓	✓					
Plains Regional Medical Center	Clovis			✓	✓					
Lea Regional Hospital, LLC	Hobbs		✓	✓	✓					
Memorial Medical Center	Las Cruces	✓	✓	✓						
Roswell Hospital Corporation	Roswell	✓		✓	✓					
Lincoln County Medical Center	Ruidoso			✓	✓					
Strategic Behavioral Health El Paso, LLC	Santa Teresa								✓	
New York										
Brunswick Hospital Center	Amityville								✓	
St. Mary's Healthcare	Amsterdam	✓	✓	✓	✓					
VA Healthcare Network Upstate New York at Bath	Bath			✓						
Bronx Psychiatric Center	Bronx								✓	
North Central Bronx Hospital	Bronx		✓	✓						
Kingsboro Psychiatric Center	Brooklyn								✓	
Lutheran Medical Center	Brooklyn	✓	✓	✓	✓					
New York Community Hospital	Brooklyn	✓	✓	✓	✓					
The Brooklyn Hospital Center	Brooklyn	✓	✓	✓	✓					
Sisters of Charity Hospital	Buffalo	✓	✓	✓	✓					
F. F. Thompson Hospital	Canandaigua	✓		✓	✓					
The Mary Imogene Bassett Hospital and Clinics	Cooperstown	✓	✓	✓						
Elmira Psychiatric Center	Elmira								✓	
Forest Hills Hospital	Forest Hills	✓	✓	✓	✓					
Geneva General Hospital	Geneva			✓	✓					
Community Memorial Hospital	Hamilton			✓	✓					
United Health Services Hospitals, Inc.	Johnson City	✓	✓		✓					
HealthAlliance of the Hudson Valley, Mary's Avenue Campus	Kingston				✓					
Central New York Psychiatric Center	Marcy								✓	
Schuyler Hospital, Inc.	Montour Falls			✓						
VA Hudson Valley Health Care System	Montrose								✓	
Northern Westchester Hospital	Mount Kisco		✓	✓	✓					
Mid-Hudson Forensic Psychiatric Center	New Hampton								✓	
Kirby Forensic Psychiatric Center	New York								✓	

The Joint Commission's Top Performer on Key Quality Measures® for 2012

The checkmark (✓) indicates the measure set(s) for which the hospital or critical access hospital is being recognized.

Hospitals by State	City	Heart Attack	Heart Failure	Pneumonia	Surgical Care	Children's Asthma	VTE	Stroke	Hosp-Based Inpt Psych	Immunization
Manhattan Psychiatric Center	New York								✓	
New York Gracie Square Hospital	New York								✓	
NYU Hospitals Center	New York	✓	✓	✓	✓					
St. Luke's-Roosevelt Hospital Center	New York	✓	✓	✓	✓					
Nyack Hospital	Nyack	✓	✓	✓	✓					
South Nassau Communities Hospital	Oceanside	✓	✓	✓	✓					
Rockland Psychiatric Center	Orangeburg								✓	
St. Charles Hospital	Port Jefferson			✓	✓			✓		
Vassar Brothers Medical Center	Poughkeepsie	✓	✓	✓	✓					
Northern Dutchess Hospital	Rhinebeck			✓	✓					
Mercy Medical Center	Rockville Centre	✓	✓	✓	✓					
Ellis Medicine Ellis Hospital	Schenectady	✓	✓	✓	✓					
South Beach Psychiatric Center	Staten Island								✓	
Staten Island University Hospital	Staten Island	✓	✓	✓	✓					
Hutchings Psychiatric Center	Syracuse								✓	
St. Anthony Community Hospital	Warwick			✓	✓					
Jones Memorial Hospital	Wellsville			✓	✓					
Pilgrim Psychiatric Center	West Brentwood								✓	
Western New York Children's Psychiatric Center	West Seneca								✓	
White Plains Hospital Center	White Plains	✓	✓	✓	✓					
St. Joseph's Hospital	Yonkers	✓	✓	✓	✓					
North Carolina										
East Carolina Health	Ahoskie		✓	✓	✓					
Randolph Hospital, Inc.	Asheboro	✓	✓	✓	✓					
Mission Health System	Asheville			✓	✓					
Brunswick Community Hospital	Bolivia		✓	✓	✓			✓		✓
Carolinas Medical Center-Mercy & Carolinas Medical Center-Pineville	Charlotte	✓	✓	✓	✓					
NH Charlotte Orthopaedic Hospital	Charlotte				✓					✓
CMC-NorthEast	Concord	✓	✓	✓	✓	✓				
Duke University Hospital	Durham	✓	✓	✓	✓					
Durham Regional Hospital	Durham	✓	✓	✓	✓					
Cherry Hospital	Goldsboro								✓	
Wayne Memorial Hospital, Inc.	Goldsboro	✓	✓	✓	✓					
Moses H. Cone Memorial Hospital	Greensboro	✓	✓	✓	✓					
Brynn Marr Hospital	Jacksonville								✓	
Duplin General Hospital, Inc.	Kenansville		✓	✓	✓					
Kings Mountain Hospital	Kings Mountain			✓						
Scotland Health Care System	Laurinburg	✓	✓	✓	✓					
Caldwell Memorial Hospital, Inc.	Lenoir			✓	✓					
Carolinas Medical Center-Lincoln	Lincolnton		✓	✓	✓					
The McDowell Hospital	Marion		✓	✓	✓					
Carolinas Medical Center-Union	Monroe	✓	✓	✓	✓					
Lake Norman Regional Medical Center	Mooresville	✓	✓	✓	✓					
Blue Ridge HealthCare Hospitals, Inc.	Morganton	✓	✓	✓	✓					
Southwestern Health System, Inc.	Murphy			✓	✓					
The Outer Banks Hospital	Nags Head			✓	✓					
Wilkes Regional Medical Center	North Wilkesboro			✓	✓					
Duke Raleigh Hospital	Raleigh	✓	✓	✓	✓					
Rex Healthcare	Raleigh	✓	✓	✓	✓					
Davis Regional Medical Center	Statesville			✓	✓					
WestCare Health System	Sylva		✓	✓	✓					
East Carolina Health-Heritage, Inc.	Tarboro		✓	✓	✓					
Carolinas Anson Healthcare, Inc.	Wadesboro			✓						
Medical Park Hospital, Inc.	Winston Salem				✓					✓

The Joint Commission's Top Performer on Key Quality Measures® for 2012

The checkmark (✓) indicates the measure set(s) for which the hospital or critical access hospital is being recognized.

Hospitals by State	City	Heart Attack	Heart Failure	Pneumonia	Surgical Care	Children's Asthma	VTE	Stroke	Hosp-Based Inpt Psych	Immunization
North Dakota										
Saint Alexius Medical Center	Bismarck	✓	✓	✓	✓					
Sanford Medical Center Bismarck	Bismarck	✓	✓	✓	✓					
Fargo VA Health Care System	Fargo			✓	✓					
North Dakota State Hospital	Jamestown								✓	
Ohio										
Crystal Clinic Orthopaedic Center, LLC	Akron				✓					
Mercy Health-Clermont Hospital	Batavia		✓	✓	✓					
Univeristy Hospitals Geauga Medical Center	Chardon	✓	✓	✓	✓					
Mercy Hospital Anderson	Cincinnati	✓	✓	✓	✓					
Berger Hospital	Circleville			✓	✓					
Mercer County Joint Township Community Hospital	Coldwater			✓	✓					
Doctors Hospital	Columbus	✓	✓	✓	✓					
Grant Medical Center	Columbus	✓	✓	✓	✓					
Ohio Hospital for Psychiatry	Columbus								✓	
Riverside Methodist Hospital	Columbus	✓	✓	✓	✓					
The Ohio State University Hospital	Columbus	✓	✓	✓	✓					
Twin Valley Behavioral Healthcare	Columbus								✓	
Department of Veterans Affairs Medical Center, Dayton, Ohio	Dayton		✓	✓	✓					
Miami Valley Hospital (Main Site), Dayton OH	Dayton	✓	✓	✓	✓					
Mercy Hospital of Defiance, LLC	Defiance			✓	✓					
Grady Memorial Hospital	Delaware			✓	✓					
Ten Lakes Center, LLC	Dennison								✓	
Dublin Methodist Hospital	Dublin			✓	✓					
Euclid Hospital	Euclid		✓	✓	✓					
Atrium Medical Center	Franklin	✓	✓	✓	✓			✓		
Marymount Hospital	Garfield Heights	✓	✓	✓	✓					
University Hospitals Geneva Medical Center	Geneva			✓	✓					
Marion General Hospital, Inc.	Marion	✓	✓	✓	✓					
Craig and Frances Lindner Center of HOPE	Mason								✓	
Heartland Behavioral Healthcare	Massillon								✓	
Arrowhead Behavioral Health	Maumee								✓	
Southwest General Health Center	Middleburg Heights	✓	✓	✓	✓					
Joel Pomerene Memorial Hospital	Millersburg			✓	✓					
Licking Memorial Hospital	Newark	✓	✓	✓	✓					
Northcoast Behavioral Healthcare	Northfield								✓	
Allen Medical Center	Oberlin			✓	✓					
Bay Park Community Hospital	Oregon			✓	✓					
Lake Health	Painesville	✓	✓	✓	✓					
Southern Ohio Medical Center	Portsmouth	✓	✓	✓	✓					
Upper Valley Medical Center	Troy	✓	✓	✓	✓					
The Surgery Center at Southwoods, LLC	Youngstown				✓					
Oklahoma										
INTEGRIS Blackwell Regional Hospital	Blackwell			✓						
Marshall County HMA, LLC	Madill			✓						
Jack C. Montgomery VA Medical Center	Muskogee		✓	✓	✓					
INTEGRIS Baptist Medical Center	Oklahoma City	✓	✓	✓	✓					
Kay County Oklahoma Hospital Company, LLC	Ponca City		✓	✓	✓					
INTEGRIS Mayes County Medical Center	Pryor				✓					
AHS Southcrest Hospital, LLC	Tulsa	✓	✓	✓	✓					
Universal Health Services, Inc.	Tulsa								✓	
Woodward Regional Hospital	Woodward			✓	✓					
Oregon										
Kaiser Sunnyside Medical Center	Clackamas	✓	✓	✓	✓					
Peace Harbor Hospital	Florence			✓	✓					
Willamette Valley Medical Center	McMinnville	✓		✓	✓					

The Joint Commission's Top Performer on Key Quality Measures® for 2012

The checkmark (✓) indicates the measure set(s) for which the hospital or critical access hospital is being recognized.

Hospitals by State	City	Heart Attack	Heart Failure	Pneumonia	Surgical Care	Children's Asthma	VTE	Stroke	Hosp-Based Inpt Psych	Immunization
Portland VA Medical Center	Portland	✓	✓	✓	✓					
Mercy Medical Center	Roseburg	✓	✓	✓	✓					
McKenzie-Willamette Regional Medical Center Associates, LLC	Springfield	✓	✓	✓	✓					
Pennsylvania										
CH Hospital of Allentown, LLC	Allentown				✓					
Lehigh Valley Hospital	Allentown	✓	✓	✓	✓					
Sacred Heart Hospital	Allentown	✓		✓	✓					
James E. Van Zandt VA Medical Center	Altoona			✓						
St. Luke's Hospital	Bethlehem	✓	✓	✓	✓					
Bryn Mawr Hospital	Bryn Mawr	✓	✓	✓	✓					
Holy Spirit Hospital	Camp Hill	✓	✓	✓	✓					
Clarion Psychiatric Center	Clarion								✓	
St. Luke's Hospital-Miners Campus	Coaldale			✓	✓					
Coatesville Hospital Corporation	Coatesville	✓	✓	✓	✓					
Charles Cole Memorial Hospital	Coudersport			✓	✓					
Delaware County Memorial Hospital	Drexel Hill	✓		✓	✓					
Ephrata Community Hospital	Ephrata			✓	✓					
UPMC Bedford Memorial	Everett			✓	✓					
Gettysburg Hospital	Gettysburg		✓	✓	✓					
UPMC Horizon	Greenville	✓	✓	✓	✓					
Hanover Hospital, Inc.	Hanover	✓	✓	✓	✓					
Pinnacle Health Hospitals	Harrisburg	✓	✓	✓	✓					
First Hospital	Kingston								✓	
St. Mary Medical Center	Langhorne	✓	✓	✓	✓					
The Good Samaritan Hospital	Lebanon	✓	✓	✓	✓					
Heart of Lancaster Regional Medical Center	Lititz			✓	✓					
Lock Haven Hospital and Haven Skilled Rehab & Nursing	Lock Haven			✓	✓					
UPMC McKeesport	McKeesport	✓	✓	✓	✓					
Riddle Memorial Hospital	Media	✓	✓	✓	✓					
Alle-Kiski Medical Center	Natrona Heights	✓	✓	✓	✓					
Montgomery County Emergency Service, Inc.	Norristown								✓	
Aria Health	Philadelphia	✓	✓	✓	✓					
Friends Behavioral Health System, LP	Philadelphia								✓	
Kirkbride Center	Philadelphia								✓	
Nazareth Hospital	Philadelphia	✓	✓	✓	✓					
Presbyterian Medical Center of the UPHS	Philadelphia	✓	✓	✓	✓					
Prime Healthcare Services-Roxborough, LLC	Philadelphia		✓	✓	✓					
St. Christopher's Hospital for Children	Philadelphia					✓				
Temple University Hospital, Inc.	Philadelphia	✓	✓	✓	✓					
St. Clair Memorial Hospital	Pittsburgh	✓	✓	✓	✓					
UPMC Mercy	Pittsburgh	✓	✓	✓	✓					
UPMC Passavant	Pittsburgh	✓	✓	✓	✓					
Pottstown Memorial Medical Center	Pottstown	✓	✓	✓	✓					
St. Luke's Quakertown Hospital	Quakertown			✓	✓					
St. Joseph Regional Health Network	Reading	✓	✓	✓	✓					
UPMC Northwest	Seneca	✓		✓	✓					
Roxbury Treatment Center	Shippensburg								✓	
Tyler Memorial Hospital	Tunkhannock			✓						
Williamsport Regional Medical Center	Williamsport	✓	✓	✓	✓			✓		
Main Line Hospitals, Inc.	Wynnewood	✓	✓	✓	✓					
OSS Orthopaedic Hospital	York				✓					
Puerto Rico										
Doctors' Center Hospital Manati	Manati	✓	✓	✓	✓					
Ashford Presbyterian Community Hospital	San Juan	✓			✓					

The Joint Commission's Top Performer on Key Quality Measures® for 2012

The checkmark (✓) indicates the measure set(s) for which the hospital or critical access hospital is being recognized.

Hospitals by State	City	Heart Attack	Heart Failure	Pneumonia	Surgical Care	Children's Asthma	VTE	Stroke	Hosp-Based Inpt Psych	Immunization
Rhode Island										
Memorial Hospital of Rhode Island	Pawtucket	✓	✓	✓	✓					
Emma Pendleton Bradley Hospital	Riverside								✓	
South County Hospital Healthcare System	Wakefield	✓		✓	✓					
South Carolina										
Patrick B. Harris Psychiatric Hospital	Anderson								✓	
Marlboro Park Hospital	Bennettsville			✓						
Bon Secours St. Francis Xavier Hospital, Inc.	Charleston		✓	✓						
Roper Hospital, Inc.	Charleston	✓	✓	✓						
Trident Health System	Charleston	✓	✓	✓	✓					
William Jennings Bryan Dorn VA Medical Center	Columbia		✓	✓	✓					
Baptist Easley Hospital	Easley	✓	✓	✓	✓					
Carolinas Hospital System	Florence	✓	✓	✓	✓					
Greenville Hospital System University Medical Center	Greenville	✓	✓	✓						
Patewood Memorial Hospital	Greenville				✓					
Greer Memorial Hospital	Greer			✓						
UHS of Greenville, LLC	Greer								✓	
Coastal Carolina Medical Center, Inc.	Hardeeville			✓	✓					
Springs Memorial Hospital	Lancaster		✓	✓	✓					
East Cooper Medical Center	Mount Pleasant			✓	✓					
Grand Strand Regional Medical Center, LLC	Myrtle Beach	✓	✓	✓	✓					
Newberry County Memorial Hospital	Newberry			✓	✓					
Hillcrest Memorial Hospital	Simpsonville			✓						
Colleton Medical Center	Walterboro		✓	✓	✓					
Three Rivers Behavioral Health, LLC	West Columbia								✓	
South Dakota										
Avera Queen of Peace	Mitchell			✓	✓					
Tennessee										
Western Mental Health Institute	Bolivar								✓	
Wellmont Bristol Regional Medical Center	Bristol	✓	✓	✓	✓					
Parkridge Medical Center, Inc.	Chattanooga	✓	✓	✓	✓				✓	
Clarksville Health System, GP	Clarksville	✓	✓	✓	✓					
Maury Regional Medical Center	Columbia	✓	✓	✓						
TriStar Horizon Medical Center	Dickson	✓	✓	✓	✓					
Dyersburg Hospital Corporation	Dyersburg	✓	✓	✓	✓					
Sumner Regional Medical Center	Gallatin	✓	✓	✓	✓					
TriStar Hendersonville Medical Center	Hendersonville	✓	✓	✓	✓					
TriStar Summit Medical Center	Hermitage	✓	✓	✓	✓					
Baptist Memorial Hospital Huntingdon	Huntingdon			✓						
Jackson, Tennessee Hospital Company, LLC	Jackson	✓	✓	✓	✓					
Jamestown Regional Medical Center	Jamestown			✓						
Franklin Woods Community Hospital	Johnson City			✓	✓					
Fort Sanders Regional Medical Center	Knoxville	✓	✓	✓	✓					
Fort Loudoun Medical Center	Lenoir City			✓	✓					
Lexington Hospital Corporation	Lexington			✓						
McKenzie Tennessee Hospital Company, LLC	McKenzie			✓	✓					
AMISUB (SFH), Inc	Memphis	✓	✓	✓	✓					
Baptist Memorial Hospital	Memphis	✓	✓	✓						
Lakeside Behavioral Health System, LLC	Memphis								✓	
Morristown-Hamblen Hospital Association	Morristown	✓	✓	✓	✓					
James H. Quillen VA Medical Center	Mountain Home	✓	✓	✓	✓					
Middle Tennessee Mental Health Institute	Nashville								✓	
Southern Hills Medical Center	Nashville	✓	✓	✓	✓					
Tennova Newport Medical Center	Newport			✓						
Henry County Medical Center	Paris			✓	✓					
Shelbyville Hospital Corporation	Shelbyville			✓	✓					
DeKalb Community Hospital	Smithville			✓	✓					

The Joint Commission's Top Performer on Key Quality Measures® for 2012

The checkmark (✓) indicates the measure set(s) for which the hospital or critical access hospital is being recognized.

Hospitals by State	City	Heart Attack	Heart Failure	Pneumonia	Surgical Care	Children's Asthma	VTE	Stroke	Hosp-Based Inpt Psych	Immunization
StoneCrest Medical Center	Smyrna	✓	✓	✓	✓					
NorthCrest Medical Center	Springfield	✓	✓	✓	✓					
Baptist Memorial Hospital-Union City	Union City			✓	✓					
Texas										
Big Bend Regional Medical Center	Alpine			✓						
Baylor Orthopedic and Spine Hospital at Arlington	Arlington				✓					
Medical Center Arlington	Arlington	✓	✓	✓	✓					
Millwood Hospital, LP	Arlington								✓	
Sundance Hospital	Arlington								✓	
Texas Health Heart & Vascular Hospital Arlington	Arlington	✓	✓		✓					
Austin State Hospital	Austin								✓	
Dell Children's Medical Center of Central Texas	Austin					✓				
Neuro Institute of Austin, LP	Austin								✓	
Seton Medical Center Austin	Austin	✓	✓	✓	✓					
Seton Southwest Hospital	Austin				✓					
St. David's Medical Center	Austin	✓	✓	✓	✓					
St. David's North Austin Medical Center	Austin	✓	✓	✓	✓					
St. David's South Austin Medical Center	Austin	✓	✓	✓	✓					
Texas Health Harris Methodist Hospital Azle	Azle			✓	✓					
Texas Health HEB Hospital	Bedford	✓	✓	✓	✓			✓	✓	
Scott & White Hospital Brenham	Brenham				✓					
Valley Regional Medical Center	Brownsville	✓	✓	✓	✓					
Brownwood Regional Medical Center	Brownwood			✓	✓					
Baylor Medical Center at Carrollton	Carrollton	✓	✓	✓	✓					
Cedar Park Regional Medical Center	Cedar Park			✓	✓					
Aspire Hospital, LLC	Conroe								✓	
Conroe Regional Medical Center	Conroe	✓	✓	✓	✓					
Montgomery County Mental Health Treatment Facility	Conroe								✓	
Corpus Christi Medical Center (Bay Area Healthcare Group, LTD)	Corpus Christi	✓	✓	✓	✓					
Baylor Heart and Vascular Center, LLP	Dallas	✓	✓		✓					
Baylor Medical Center at Uptown	Dallas				✓					
Baylor University Medical Center (BUMC)	Dallas	✓	✓	✓	✓					
Medical City Dallas Hospital	Dallas	✓	✓	✓	✓					
Methodist Charlton Medical Center	Dallas	✓	✓	✓				✓		
Methodist Dallas Medical Center	Dallas	✓	✓	✓				✓		
North Central Surgical Center	Dallas				✓					
UHS of Timberlawn	Dallas								✓	
UT Southwestern University Hospital	Dallas	✓	✓	✓	✓					
UT Southwestern Zale Lipshy Hospital	Dallas				✓					
Texoma Medical Center	Denison	✓	✓	✓	✓					
Denton Regional Medical Center	Denton	✓	✓	✓	✓					
University Behavioral Health of Denton	Denton								✓	
Fort Duncan Regional Medical Center	Eagle Pass		✓	✓	✓					
Las Palmas Del Sol Healthcare	El Paso	✓	✓	✓	✓					
Baylor Surgical Hospital at Fort Worth	Fort Worth				✓					
Plaza Medical Center of Fort Worth	Fort Worth	✓	✓	✓	✓					
Hill Country Memorial Hospital	Fredericksburg			✓	✓					
Centennial Medical Center	Frisco	✓		✓	✓					
Baylor Medical Center at Garland	Garland	✓	✓	✓	✓					
Harlingen Medical Center, LP	Harlingen	✓	✓	✓	✓					
Behavioral Health Management, LLC	Houston								✓	
CHRISTUS St. John Hospital	Houston	✓	✓	✓	✓					
Houston Northwest Medical Center	Houston	✓	✓	✓	✓					
Memorial Hermann Hospital	Houston	✓	✓	✓	✓					
Memorial Hermann Hospital System	Houston	✓	✓	✓	✓					
Methodist Willowbrook Hospital	Houston	✓	✓	✓	✓					

The Joint Commission's Top Performer on Key Quality Measures® for 2012

The checkmark (✓) indicates the measure set(s) for which the hospital or critical access hospital is being recognized.

Hospitals by State	City	Heart Attack	Heart Failure	Pneumonia	Surgical Care	Children's Asthma	VTE	Stroke	Hosp-Based Inpt Psych	Immunization
Texas Orthopedic Hospital, Ltd.	Houston				✓		✓			
TOPS Surgical Specialty Hospital	Houston				✓					
West Houston Medical Center	Houston	✓	✓	✓	✓					
Woman's Hospital, LP	Houston				✓					
Memorial Hermann Northeast Hospital	Humble	✓	✓	✓	✓					
Las Colinas Medical Center	Irving	✓	✓	✓	✓					
Mother Frances Hospital-Jacksonville	Jacksonville			✓						
South Texas Regional Medical Center	Jourdanton			✓	✓					
CHRISTUS St. Catherine Hospital	Katy	✓	✓	✓	✓					
Memorial Hermann Katy Hospital	Katy		✓	✓	✓					
Texas Health Presbyterian Hospital Kaufman	Kaufman			✓	✓			✓		
Kingwood Pines Hospital	Kingwood								✓	
Memorial Hermann Specialty Hospital Kingwood, LLC	Kingwood				✓					
Laredo Texas Hospital Company, LP	Laredo	✓	✓	✓	✓					
Medical Center of Lewisville	Lewisville	✓	✓	✓	✓					
Covenant Children's Hospital	Lubbock					✓				
Woodland Heights Medical Center	Lufkin	✓	✓	✓	✓					
Seton Edgar B. Davis Hospital	Luling			✓						
Methodist Mansfield Medical Center	Mansfield	✓	✓	✓				✓		
Rio Grande Regional Hospital	McAllen	✓	✓	✓	✓					
BCA of the Permian Basin	Midland								✓	
North Hills Hospital Subsidiary, LP	North Richland Hills	✓	✓	✓	✓					
Baylor Regional Medical Center at Plano	Plano			✓	✓					
THE HEART HOSPITAL Baylor Plano	Plano	✓	✓		✓					
Methodist Richardson Medical Center	Richardson	✓	✓	✓	✓					
Texas Health Presbyterian Hospital Rockwall	Rockwall			✓	✓					
St. David's Round Rock Medical Center	Round Rock	✓	✓	✓	✓					
Lake Pointe Medical Center	Rowlett	✓	✓	✓	✓					
Rusk State Hospital	Rusk								✓	
San Angelo Community Medical Center	San Angelo	✓	✓	✓	✓					
Shannon Medical Center	San Angelo	✓	✓	✓	✓					
Methodist Hospital	San Antonio	✓	✓	✓	✓	✓				
Methodist Stone Oak Hospital	San Antonio	✓	✓	✓	✓					
Nix Health Care System	San Antonio			✓	✓					
South Texas Veterans Health Care System	San Antonio	✓	✓	✓	✓					
Texas Laurel Ridge Hospital, LP	San Antonio								✓	
Central Texas Medical Center	San Marcos			✓	✓					
Memorial Hermann Sugar Land Surgical Hospital	Sugar Land				✓					
Terrell State Hospital	Terrell								✓	
Trophy Club Medical Center	Trophy Club				✓					
DeTar Healthcare System	Victoria	✓	✓	✓	✓					
Weatherford Regional Medical Center	Weatherford			✓	✓					
Clear Lake Regional Medical Center	Webster	✓	✓	✓	✓					
Haven Red River Hospital, LLC	Wichita Falls								✓	
Kell West Regional Hospital, LLC	Wichita Falls				✓					
Utah										
IHC Health Services, Inc.	Cedar City			✓	✓					
Logan Regional Hospital	Logan			✓	✓					
Intermountain Medical Center	Murray	✓	✓		✓					
The Orthopedic Specialty Hospital	Murray				✓					
McKay-Dee Hospital Center	Ogden	✓	✓	✓	✓					
Ogden Regional Medical Center	Ogden	✓		✓	✓					
Mountain View Hospital	Payson	✓		✓	✓					
Utah State Hospital	Provo								✓	
Riverton Hospital	Riverton			✓	✓					
Primary Children's Medical Center	Salt Lake City					✓				
St. Mark's Hospital	Salt Lake City	✓	✓	✓	✓					

The Joint Commission's Top Performer on Key Quality Measures® for 2012

The checkmark (✓) indicates the measure set(s) for which the hospital or critical access hospital is being recognized.

Hospitals by State	City	Heart Attack	Heart Failure	Pneumonia	Surgical Care	Children's Asthma	VTE	Stroke	Hosp-Based Inpt Psych	Immunization
Alta View Hospital	Sandy			✓	✓					
Vermont										
Central Vermont Medical Center	Berlin			✓	✓					
Northwestern Medical Center, Inc.	Saint Albans			✓						
VA Medical Center	White River Junction			✓	✓					
Virginia										
Inova Mount Vernon Hospital	Alexandria		✓	✓	✓					
Virginia Hospital Center	Arlington	✓	✓	✓	✓					
LewisGale Hospital Montgomery	Blacksburg	✓		✓	✓					
Catawba Hospital	Catawba								✓	
Southern Virginia Mental Health Institute	Danville								✓	
Emporia Hospital Corporation	Emporia	✓	✓	✓	✓					
Inova Fair Oaks Hospital	Fairfax	✓	✓	✓	✓					
Spotsylvania Regional Medical Center	Fredericksburg	✓	✓	✓	✓					
Warren Memorial Hospital	Front Royal			✓	✓					
Riverside Walter Reed Hospital	Gloucester	✓	✓	✓	✓					
Riverside Behavioral Health Center	Hampton								✓	
VA Medical Center-Hampton	Hampton				✓					
John Randolph Medical Center	Hopewell	✓	✓	✓	✓					
LewisGale Hospital Alleghany	Low Moor			✓	✓					
Bon Secours Memorial Regional Medical Center	Mechanicsville	✓	✓	✓	✓					
Riverside Regional Medical Center	Newport News	✓	✓	✓	✓					
Central State Hospital	Petersburg								✓	
Reston Hospital Center, LLC	Reston	✓	✓	✓	✓					
Bon Secours-St. Mary's Hospital	Richmond	✓	✓	✓	✓					
CJW Medical Center	Richmond	✓	✓	✓	✓					
Henrico Doctors' Hospital	Richmond	✓	✓	✓	✓					
LewisGale Medical Center, LLC	Salem	✓	✓	✓	✓					
Community Memorial Healthcenter	South Hill			✓				✓		
Riverside Tappahannock Hospital	Tappahannock		✓	✓	✓					
Virginia Beach Psychiatric Center	Virginia Beach								✓	
Eastern State Hospital	Williamsburg								✓	
Washington										
Overlake Health Care Association	Bellevue	✓	✓	✓	✓					
Harrison Medical Center	Bremerton	✓	✓	✓	✓					
Kennewick Public Hospital District	Kennewick		✓	✓	✓					
Harborview Medical Center	Seattle	✓	✓	✓	✓					
Swedish Medical Center	Seattle		✓	✓	✓					
University of Washington Medical Center	Seattle	✓	✓	✓	✓					
VA Medical Center	Spokane			✓						
Legacy Salmon Creek Hospital	Vancouver	✓	✓	✓	✓					
Providence St. Mary Medical Center	Walla Walla			✓	✓					
Central Washington Health Services Association	Wenatchee	✓	✓	✓	✓					
West Virginia										
VA Medical Center-Louis A. Johnson	Clarksburg			✓						
Fairmont General Hospital, Inc.	Fairmont	✓		✓	✓					
Cabell Huntington Hospital, Inc.	Huntington	✓	✓	✓	✓					
River Park Hospital	Huntington								✓	
VA Medical Center	Huntington		✓	✓	✓					
VA Medical Center	Martinsburg		✓	✓	✓					
Wetzel County Hospital	New Martinsville			✓						
Oak Hill Hospital Corporation	Oak Hill			✓	✓					
Pleasant Valley Hospital	Point Pleasant			✓	✓					
The Charles Town General Hospital	Ranson			✓	✓					
Stonewall Jackson Memorial Hospital Company	Weston			✓	✓					
Williamson Memorial Hospital	Williamson			✓	✓					

The Joint Commission's Top Performer on Key Quality Measures® for 2012

The checkmark (✓) indicates the measure set(s) for which the hospital or critical access hospital is being recognized.

Hospitals by State	City	Heart Attack	Heart Failure	Pneumonia	Surgical Care	Children's Asthma	VTE	Stroke	Hosp-Based Inpt Psych	Immunization
Wisconsin										
Affinity Health System-St. Elizabeth Hospital	Appleton	✓		✓	✓					
St. Clare Hospital	Baraboo			✓	✓					
Black River Memorial Hospital, Inc.	Black River Falls			✓	✓					
Aurora Health Care Southern Lakes, Inc.	Burlington			✓	✓					
Mayo Clinic Health System-Eau Claire Hospital, Inc.	Eau Claire	✓		✓	✓			✓		
Aurora Health Care Southern Lakes, Inc.	Elkhorn			✓	✓					
Aurora Medical Center Grafton, LLC	Grafton	✓		✓	✓					
Aurora BayCare Medical Center	Green Bay	✓		✓	✓					
Aurora Medical Center of Washington County	Hartford			✓	✓					
Hudson Hospital & Clinics	Hudson				✓					
Aurora Medical Center Kenosha	Kenosha		✓	✓	✓					
Mayo Clinic Health System-Franciscan Medical Center, Inc.	La Crosse	✓		✓	✓					
Mendota Mental Health Institute	Madison								✓	
William S. Middleton Memorial Veterans Hospital	Madison	✓	✓	✓	✓					
Community Memorial Hospital of Menomonee Falls, Inc.	Menomonee Falls	✓	✓	✓	✓					
Good Samaritan Health Center of Merrill, Wisconsin, Inc.	Merrill				✓		✓			
Aurora Health Care Metro, Inc.	Milwaukee	✓	✓	✓	✓					
Clement J. Zablocki VA Medical Center	Milwaukee	✓	✓	✓	✓					
Froedtert Memorial Lutheran Hospital	Milwaukee	✓	✓	✓	✓					
Aurora Health Care Southern Lakes, Inc.	Oconomowoc	✓		✓	✓					
Aurora Medical Center of Oshkosh	Oshkosh	✓		✓	✓					
Mercy Medical Center	Oshkosh	✓		✓	✓					
Prairie du Chien Memorial Hospital Association, Inc.	Prairie du Chien			✓	✓					
Wheaton Franciscan Healthcare-All Saints, Inc.	Racine	✓	✓	✓	✓					
Lakeview Medical Center	Rice Lake			✓	✓					
River Falls Area Hospital	River Falls				✓					
Aurora Health Care Central, Inc.	Sheboygan	✓		✓	✓					
St. Nicholas Hospital	Sheboygan			✓	✓					
Stoughton Hospital	Stoughton			✓	✓					
Aurora Health Care North, Inc.	Two Rivers			✓	✓					
Waupun Memorial Hospital	Waupun			✓	✓					
Wyoming										
Wyoming Medical Center	Casper	✓	✓	✓	✓					
St. John's Medical Center	Jackson			✓	✓		✓			
Riverton Memorial Hospital	Riverton			✓	✓					
Department of Defense International Locations										
United Kingdom										
48th Medical Group RAF Lakenheath	Brandon, Suffolk						✓			