


Top Standards Compliance Data Announced for 2015

The Joint Commission regularly aggregates standards compliance data to pinpoint areas that present the greatest challenges to accredited organizations and certified programs. These data help The Joint Commission recognize trends and tailor education around challenging standards; National Patient Safety Goals (NPSGs); the Universal Protocol for Preventing Wrong Site, Wrong Procedure, and Wrong Person Surgery™; and Accreditation or Certification Participation Requirements (APRs or CPRs).

The graphs on pages 3 to 8 identify the Joint Commission standards cited most frequently as “not compliant” during surveys and reviews from January 1, 2015, through December 31, 2015. (Data from for-cause surveys and for-cause reviews are *not* included.) While the principal text of the standards also appears in the graphs, the full content of each (including rationales, notes, and elements of performance) is included in the accreditation and certification manuals on E-dition® and in print.

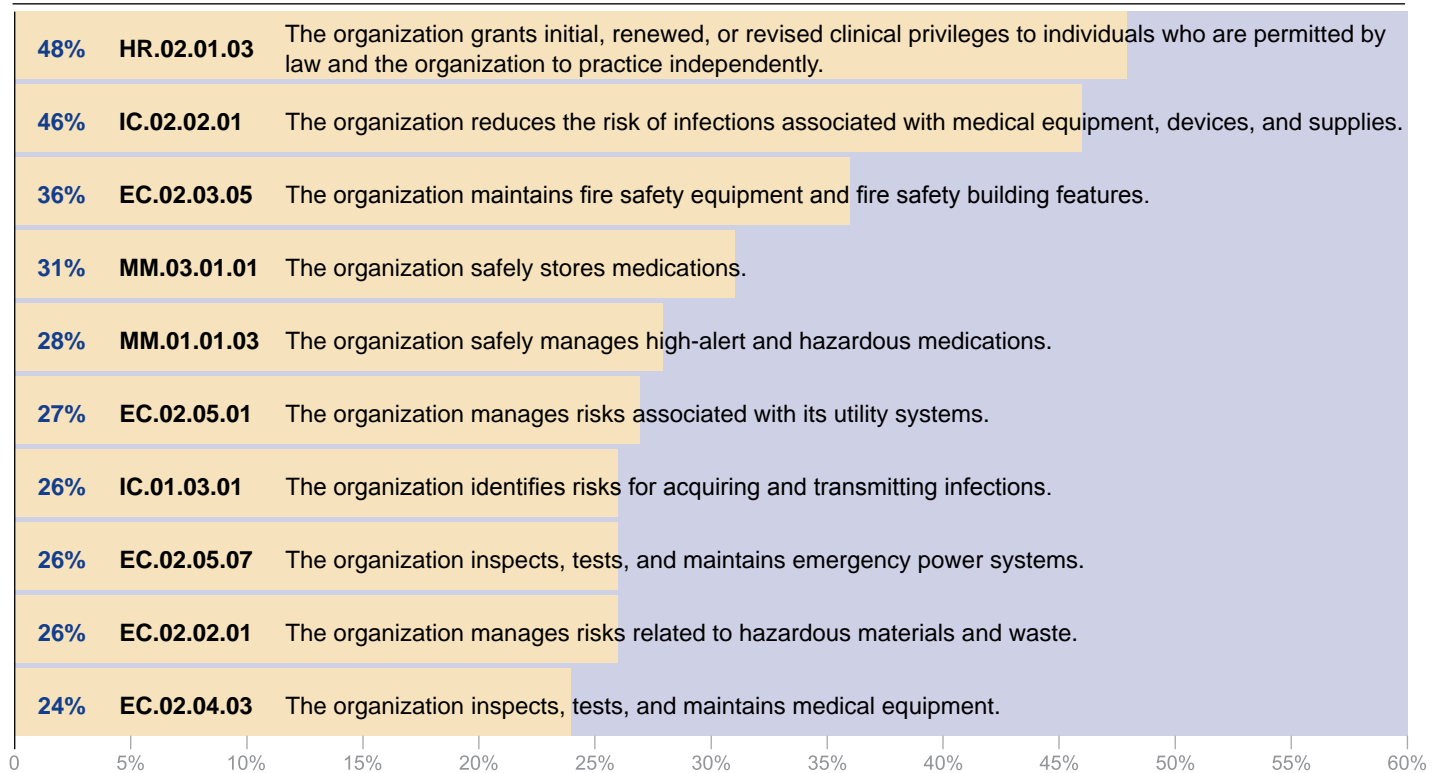
The graphs display the 10 most frequently cited requirements per program. Percentages indicate the number of organizations that received Requirements for Improvement (RFIs) for the standards shown. Please note that the graphs for health care staffing services and nursing care centers display more than 10 standards because several were tied in their percentage of RFIs. In addition, the graph for palliative care displays fewer than 10 standards because organizations achieved full compliance with the remaining standards.

As a reminder, surveyors and reviewers evaluate compliance with all of the standards in the manuals. These bar graphs are provided only to help organizations recognize potential trouble spots.

If you have questions about Joint Commission requirements, you may find that they have already been answered in the Standards Interpretation FAQs at <http://www.jointcommission.org/Standards/FAQs>. Questions not addressed on the site may be directed to the Standards Interpretation Group via the online question form at <https://web.jointcommission.org/sigsubmission/sigsubmissionform.aspx>. 

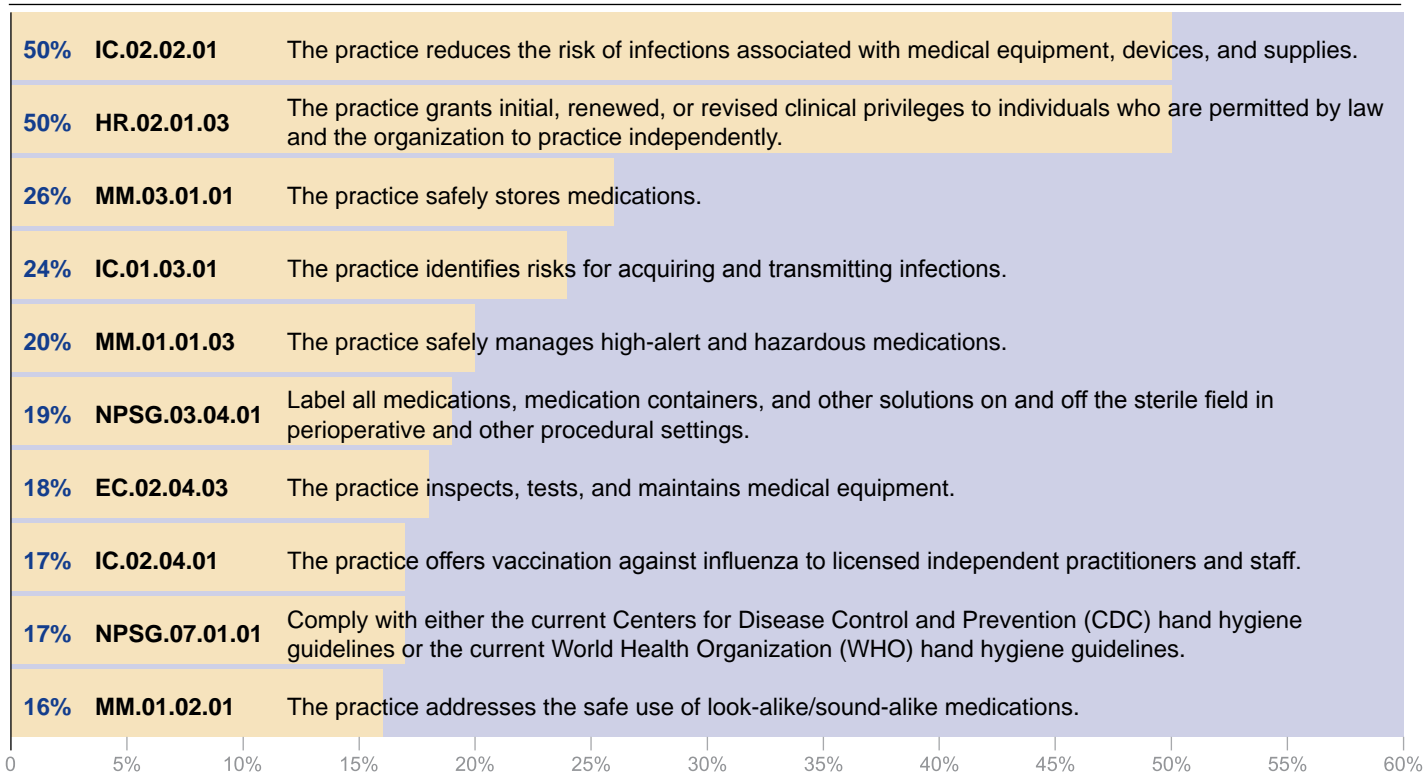
Continued on page 3

TOP STANDARDS COMPLIANCE DATA FOR 2015
AMBULATORY CARE



Note: The data determined for the ambulatory care program were derived from an average of 650 applicable surveys.

TOP STANDARDS COMPLIANCE DATA FOR 2015
OFFICE-BASED SURGERY PRACTICES



Note: The data determined for the office-based surgery practices program were derived from 146 applicable surveys.