

Patient Safety Systems (PS)

Introduction

The quality of care and the safety of patients are core values of The Joint Commission accreditation process. This is a commitment The Joint Commission has made to patients, families, health care practitioners, staff, and health care organization leaders. This chapter exemplifies that commitment.

The intent of this “Patient Safety Systems” (PS) chapter is to provide health care organization leaders with a proactive approach to designing or redesigning a patient-centered system that aims to improve quality of care and patient safety, an approach that aligns with the Joint Commission’s mission and its standards.

The Joint Commission partners with accredited health care organizations to improve health care systems to protect patients. The first obligation of health care is to “do no harm.” Therefore, this chapter is focused on the following three guiding principles:

1. Aligning existing Joint Commission standards with daily work in order to engage patients and staff throughout the health care system, at all times, on reducing harm.
2. Assisting health care organizations with advancing knowledge, skills, and competence of staff and patients by recommending methods that will improve quality and safety processes.
3. Encouraging and recommending proactive quality and patient safety methods that will increase accountability, trust, and knowledge while reducing the impact of fear and blame.

Quality^{*} and safety are inextricably linked. *Quality* in health care is the degree to which its processes and results meet or exceed the needs and desires of the people it serves.^{1,2} Those needs and desires include safety.

The components of a quality management system should include the following:

- Ensuring reliable processes

^{*} The Institute of Medicine defines quality as the degree to which health services for individuals and populations increase the likelihood of desired health outcomes and are consistent with current professional knowledge. **Source:** Committee to Design a Strategy for Quality Review and Assurance in Medicare, Institute of Medicine. *Medicare: A Strategy for Quality Assurance*, vol. 1. Lohr KN, ed. Washington, DC: The National Academies Press, 1990.

- Decreasing variation and defects (waste)
- Focusing on achieving better outcomes
- Using evidence to ensure that a service is satisfactory

Patient safety emerges as a central aim of quality. *Patient safety*, as defined by the World Health Organization, is the prevention of errors and adverse effects to patients that are associated with health care. Safety is what patients, families, staff, and the public expect from Joint Commission–accredited organizations. While patient safety events may not be completely eliminated, harm to patients can be reduced, and the goal is always zero harm. This chapter describes and provides approaches and methods that may be adapted by a health care organization that aims to increase the reliability of its complex systems while making visible and removing the risk of patient harm. Joint Commission–accredited organizations should be continually focused on eliminating systems failures and human errors that may cause harm to patients, families, and staff.^{1,2}

The ultimate purpose of The Joint Commission’s accreditation process is to enhance quality of care and patient safety. Each requirement or standard, the survey process, the Sentinel Event Policy, and other Joint Commission initiatives are designed to help organizations reduce variation, reduce risk, and improve quality. Critical access hospitals should have an integrated approach to patient safety so that high levels of safe patient care can be provided for every patient in every care setting and service.

Critical access hospitals are complex environments that depend on strong leadership to support an integrated patient safety system that includes the following:

- Safety culture
- Validated methods to improve processes and systems
- Standardized ways for interdisciplinary teams to communicate and collaborate
- Safely integrated technologies

In an integrated patient safety system, staff and leaders work together to eliminate complacency, promote collective mindfulness, treat each other with respect and compassion, and learn from their patient safety events, including close calls and other system failures that have not yet led to patient harm.

What Does This Chapter Contain?

The “Patient Safety Systems” (PS) chapter is intended to help inform and educate critical access hospitals about the importance and structure of an integrated patient safety system. **This chapter describes how existing requirements can be applied to**

achieve improved patient safety; it does not contain any new requirements. It is also intended to help all health care workers understand the relationship between Joint Commission accreditation and patient safety.

This chapter does the following:

- Describes an integrated patient safety system
- Discusses how critical access hospitals can develop into learning organizations
- Explains how critical access hospitals can continually evaluate the status and progress of their patient safety systems
- Describes how critical access hospitals can work to prevent or respond to patient safety events (Sidebar 1, below, defines key terminology)
- Serves as a framework to guide critical access hospital leaders as they work to improve patient safety in their critical access hospitals
- Contains a list of standards and requirements related to patient safety systems (which will be scored as usual in their original chapters)
- Contains references that were used in the development of this chapter

This chapter refers to a number of Joint Commission standards. Standards cited in this chapter are formatted with the standard number in boldface type (for example, “Standard **RI.01.01.01**”) and are accompanied by language that summarizes the standard. For the full text of a standard and its element(s) of performance (EP), please *see* the Appendix.

Sidebar 1. Key Terms to Understand

- *Patient safety event*: An event, incident, or condition that could have resulted or did result in harm to a patient.
- *Adverse event*: A patient safety event that resulted in harm to a patient.
- *Sentinel event*:[†] A subcategory of Adverse Events, a Sentinel Event is a patient safety event (not primarily related to the natural course of the patient’s illness or underlying condition) that reaches a patient and results in any of the following:
 - Death
 - Permanent harm

continued on next page

[†]For a list of specific patient safety events that are also considered sentinel events, *see* page SE-1 in the “Sentinel Events” (SE) chapter of this manual.

Sidebar 1. (continued)

- ❑ Severe temporary harm
- *Close call or near miss, no harm, or good catch*: A patient safety event that did not cause harm as defined by the term *sentinel event*.
- *Hazardous (or unsafe) condition(s)*: A circumstance (other than a patient's own disease process or condition) that increases the probability of an adverse event.

Note: *It is impossible to determine if there are practical prevention or mitigation countermeasures available without first doing an event analysis. An event analysis will identify systems-level vulnerabilities and weaknesses and the possible remedial or corrective actions that can be implemented.*

Becoming a Learning Organization

The need for sustainable improvement in patient safety and the quality of care has never been greater. One of the fundamental steps to achieving and sustaining this improvement is to become a learning organization. A *learning organization* is one in which people learn continuously, thereby enhancing their capabilities to create and innovate.³ Learning organizations uphold five principles: team learning, shared visions and goals, a shared mental model (that is, similar ways of thinking), individual commitment to lifelong learning, and systems thinking.³ In a learning organization, patient safety events are seen as opportunities for learning and improvement.⁴ Therefore, leaders in learning organizations adopt a transparent, nonpunitive approach to reporting so that the organization can *report to learn* and can collectively learn from patient safety events. In order to become a learning organization, a critical access hospital must have a fair and just safety culture, a strong reporting system, and a commitment to put that data to work by driving improvement. Each of these require the support and encouragement of critical access hospital leaders.

Leaders, staff, licensed independent practitioners, and patients in a learning organization realize that *every* patient safety event (from close calls to events that cause major harm to patients) must be reported.^{4,8} When patient safety events are continuously reported, experts within the critical access hospital can define the problem, identify solutions, achieve sustainable results, and disseminate the changes or lessons learned to the rest of

the critical access hospital.⁴⁻⁸ In a learning organization, the critical access hospital provides staff with information regarding improvements based on reported concerns. This helps foster trust that encourages further reporting.

The Role of Critical Access Hospital Leaders in Patient Safety

Critical access hospital leaders and staff provide the foundation for an effective patient safety system by doing the following:⁹

- Promoting learning
- Motivating staff to uphold a fair and just safety culture
- Providing a transparent environment in which quality measures and patient harms are freely shared with staff
- Modeling professional behavior
- Addressing intimidating behavior that might undermine the safety culture
- Providing the resources and training necessary to take on improvement initiatives

For these reasons, many of the standards that are focused on the critical access hospital's patient safety system appear in the Joint Commission's Leadership (LD) standards, including Standard **LD.03.09.01** (which focuses on having an organizationwide, integrated patient safety program within performance improvement activities).

Without the support of critical access hospital leaders, hospitalwide changes and improvement initiatives are difficult to achieve. Leadership engagement in patient safety and quality initiatives is imperative because 75% to 80% of all initiatives that require people to change their behaviors fail in the absence of leadership managing the change.⁴ Thus, leadership should take on a long-term commitment to transform the critical access hospital.¹⁰

Safety Culture

A strong safety culture is an essential component of a successful patient safety system and is a crucial starting point for critical access hospitals striving to become learning organizations. In a strong safety culture, the critical access hospital has an unrelenting commitment to safety and to do no harm. Among the most critical responsibilities of critical access hospital leaders is to establish and maintain a strong safety culture within

their critical access hospital. The Joint Commission's standards address safety culture in Standard **LD.03.01.01**, which requires leaders to create and maintain a culture of safety and quality throughout the critical access hospital.

The *safety culture* of a critical access hospital is the product of individual and group beliefs, values, attitudes, perceptions, competencies, and patterns of behavior that determine the organization's commitment to quality and patient safety. Critical access hospitals that have a robust safety culture are characterized by communications founded on mutual trust, by shared perceptions of the importance of safety, and by confidence in the efficacy of preventive measures.¹¹ Organizations will have varying levels of safety culture, but all should be working toward a safety culture that has the following qualities:

- Staff and leaders that value transparency, accountability, and mutual respect.⁴
- Safety as everyone's first priority.⁴
- Behaviors that undermine a culture of safety are not acceptable, and thus should be reported to organizational leadership by staff, patients, and families for the purpose of fostering risk reduction.^{4,10,12}
- Collective mindfulness is present, wherein staff realize that systems always have the potential to fail and staff are focused on finding hazardous conditions or close calls at early stages before a patient may be harmed.¹⁰ Staff do not view close calls as evidence that the system prevented an error but rather as evidence that the system needs to be further improved to prevent any defects.^{10,13}
- Staff who do not deny or cover up errors but rather want to report errors to learn from mistakes and improve the system flaws that contribute to or enable patient safety events.⁶ Staff know that their leaders will focus not on blaming providers involved in errors but on the systems issues that contributed to or enabled the patient safety event.^{6,14}
- By reporting and learning from patient safety events, staff create a learning organization.

A safety culture operates effectively when the critical access hospital fosters a cycle of trust, reporting, and improvement.^{10,15} In critical access hospitals that have a strong safety culture, health care providers trust their coworkers and leaders to support them when they identify and report a patient safety event.¹⁰ When trust is established, staff are more likely to report patient safety events, and critical access hospitals can use these reports to inform their improvement efforts. In the trust-report-improve cycle, leaders foster trust, which enables staff to report, which enables the critical access hospital to improve.¹⁰ In

turn, staff see that their reporting contributes to actual improvement, which bolsters their trust. Thus, the trust-report-improve cycle reinforces itself.¹⁰ (See Figure 1. The Trust-Report-Improve Cycle with Robust Process Improvement® [RPI®])

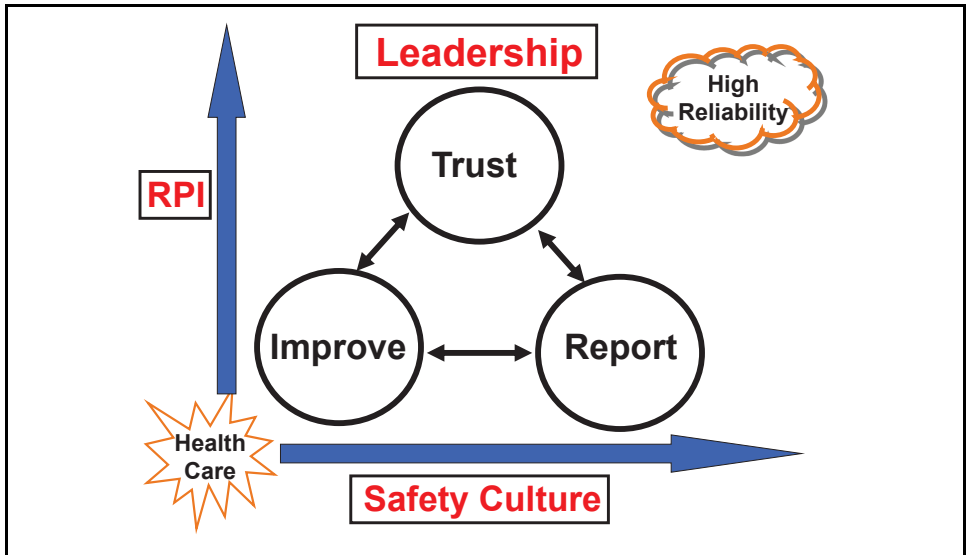


Figure 1. *The Trust-Report-Improve Cycle with Robust Process Improvement® (RPI®)*

In the trust-report-improve cycle, trust promotes reporting, which leads to improvement, which in turn fosters trust.

Leaders and staff need to ensure that intimidating or unprofessional behaviors within the critical access hospital are addressed, so as not to inhibit others from reporting safety concerns.¹⁶ Leaders should both educate staff and hold them accountable for professional behavior. This includes the adoption and promotion of a code of conduct that defines acceptable behavior as well as behaviors that undermine a culture of safety. The Joint Commission's Standard **LD.03.01.01**, EP 4, requires that leaders develop such a code.

Intimidating and disrespectful behaviors disrupt the culture of safety and prevent collaboration, communication, and teamwork, which is required for safe and highly reliable patient care.¹⁷ Disrespect is not limited to outbursts of anger that humiliate a member of the health care team; it can manifest in many forms, including the following:^{4,12,17}

- Inappropriate words (profane, insulting, intimidating, demeaning, humiliating, or abusive language)

- Shaming others for negative outcomes
- Unjustified negative comments or complaints about another provider's care
- Refusal to comply with known and generally accepted practice standards, the refusal of which may prevent other providers from delivering quality care
- Not working collaboratively or cooperatively with other members of the interdisciplinary team
- Creating rigid or inflexible barriers to requests for assistance or cooperation
- Not responding to requests for assistance or information, not returning pages or calls promptly

These issues are still occurring in critical access hospitals nationwide. Of 4,884 respondents to a 2013 survey by the Institute for Safe Medication Practices (ISMP), 73% reported encountering negative comments about colleagues or leaders during the previous year. In addition, 68% reported condescending language or demeaning comments or insults; while 77% of respondents said they had encountered reluctance or refusal to answer questions or return calls.¹⁸ Further, 69% report that they had encountered impatience with questions or the hanging up of the phone.

Nearly 50% of the respondents indicated that intimidating behaviors had affected the way they handle medication order clarifications or questions, including assuming that an order was correct in order to avoid interaction with an intimidating coworker.¹⁸ Moreover, 11% said they were aware of a medication error during the previous year in which behavior that undermines a culture of safety was a contributing factor. The respondents included nurses, physicians, pharmacists, and quality/risk management personnel.

Only 50% of respondents indicated that their organizations had clearly defined an effective process for handling disagreements with the safety of an order. This is down from 60% of respondents to a similar ISMP survey conducted in 2003, which suggests that this problem is worsening.¹⁸ While these data are specific to medication safety, their lessons are broadly applicable: Behaviors that undermine a culture of safety have an adverse effect on quality and patient safety.

A Fair and Just Safety Culture

A fair and just safety culture is needed for staff to trust that they can report patient safety events without being treated punitively.^{2,8} In order to accomplish this, critical access hospitals should provide and encourage the use of a standardized reporting process for staff to report patient safety events. This is also built into the Joint Commission's

standards at Standard **LD.03.09.01**, EP 3, which requires leaders to provide and encourage the use of systems for blame-free reporting of a system or process failure or the results of proactive risk assessments. Reporting enables both proactive and reactive risk reduction. *Proactive risk reduction* solves problems before patients are harmed, and *reactive risk reduction* attempts to prevent the recurrence of problems that have already caused patient harm.^{10,15} A fair and just culture takes into account that individuals are human, fallible, and capable of mistakes, and that they work in systems that are often flawed. In the most basic terms, a fair and just culture holds individuals accountable for their actions but does not punish individuals for issues attributed to flawed systems or processes.^{14,18,19}

It is important to note that for some actions for which an individual is accountable, the individual should be held culpable and some disciplinary action may then be necessary. (See Sidebar 2, below, for a discussion of tools that can help leaders determine a fair and just response to a patient safety event.) However, staff should never be punished or ostracized for **reporting** the event, close call, hazardous condition, or concern.

Sidebar 2. Assessing Staff Accountability

The aim of a safety culture is not a “blame-free” culture but one that balances learning with accountability. To achieve this, it is essential that leaders assess errors and patterns of behavior in a manner that is applied consistently, with the goal of eliminating behaviors that undermine a culture of safety. There has to exist within the critical access hospital a clear, equitable, and transparent process for recognizing and separating the blameless errors that fallible humans make daily from the unsafe or reckless acts that are blameworthy.¹⁻¹⁰

There are a number of sources for information (some of which are listed immediately below) that provide rationales, tools, and techniques that will assist an organization in creating a formal decision process to determine what events should be considered blameworthy and require individually directed action in addition to systems-level corrective actions. The use of a formal process will reinforce the culture of safety and demonstrate the organization’s commitment to transparency and fairness.

Reaching answers to these questions requires an initial investigation into the patient safety event to identify contributing factors. The use of the Incident Decision Tree (adapted by the United Kingdom’s National Patient Safety Agency from James Reason’s culpability matrix) or other formal decision process can help make determinations of culpability more transparent and fair.⁵

continued on next page

Sidebar 2. (continued)

References

1. The Joint Commission. Behaviors that undermine a culture of safety. *Sentinel Event Alert*, No. 40, Jul 9, 2008. Accessed Jan 29, 2018. https://www.jointcommission.org/sentinel_event_alert_issue_40_behaviors_that_undermine_a_culture_of_safety/
2. The Joint Commission. The essential role of leadership in developing a safety culture. *Sentinel Event Alert*. Mar 1, 2017. Accessed Jan 29, 2018. https://www.jointcommission.org/assets/1/18/SEA_57_Safety_Culture_Leadership_0317.pdf
3. Marx D. How building a 'just culture' helps an organization learn from errors. *OR Manager*. 2003 May;19(5):1, 14–15, 20.
4. Reason J, Hobbs A. *Managing Maintenance Error*. Farnham, Surrey, United Kingdom: Ashgate Publishing, 2003.
5. Vincent C. *Patient Safety*, 2nd ed. Hoboken, NJ: Wiley-Blackwell, 2010.
6. National Patient Safety Agency. Incident Decision Tree. Accessed Jan 29, 2018. <http://www.nrls.npsa.nhs.uk/resources/?EntryId45=59900>
7. Bagian JP, et al. Developing and deploying a patient safety program in a large health care delivery system: You can't fix what you don't know about. *Jt Com J Qual Patient Saf*. 2001 Oct;27(10):522–532.
8. National Patient Safety Foundation. RCA²: Improving Root Cause Analyses and Actions to Prevent Harm. Jun 16, 2015. Accessed Jan 29, 2018. <http://www.npsf.org/?page=RCA2>
9. The Joint Commission. *Webinar Replay and Slides: Building Your Safety Culture: A Job for Leaders*. Chassin M. April 27, 2017. Accessed Jan 29, 2018. https://www.jointcommission.org/webinar_replay_slides_sea_issue_57_building_your_safety_culture_leaders/
10. The Joint Commission. *Take 5: Building a Strong Safety Culture - A Job For Leaders*. Benedicto A. May 10, 2017. Accessed Jan 29, 2018. <https://www.jointcommission.org/podcast.aspx?pg=3>

Data Use and Reporting Systems

An effective culture of safety is evidenced by a robust reporting system and use of measurement to improve. When critical access hospitals adopt a transparent, nonpunitive approach to reports of patient safety events or other concerns, the critical access hospital begins reporting to learn—and to learn collectively from adverse events, close calls, and hazardous conditions. This section focuses on data from reported patient safety events. Critical access hospitals should note that this is but one type of data among many that should be collected and used to drive improvement.

When there is continuous reporting for adverse events, close calls, and hazardous conditions, the critical access hospital can analyze the patient safety events, change the process or system to improve safety, and disseminate the changes or lessons learned to the rest of the organization.²⁰⁻²⁴

In addition to those mentioned earlier in this chapter, a number of standards relate to the reporting of safety information, including Performance Improvement (PI) Standard **PI.01.01.01**, which requires critical access hospitals to collect data to monitor their performance, and Standard **LD.03.02.01**, which requires critical access hospitals to use data and information to guide decisions and to understand variation in the performance of processes supporting safety and quality.

Critical access hospitals can engage frontline staff in internal reporting in a number of ways, including the following:

- Create a nonpunitive approach to patient safety event reporting
- Educate staff on identifying patient safety events that should be reported
- Provide timely feedback regarding actions taken on patient safety events

Effective Use of Data

Collecting Data

When critical access hospitals collect data or measure staff compliance with evidence-based care processes or patient outcomes, they can manage and improve those processes or outcomes and, ultimately, improve patient safety.²⁵ The effective use of data enables critical access hospitals to identify problems, prioritize issues, develop solutions, and track to determine success.⁹ Objective data can be used to support decisions, influence people to change their behaviors, and to comply with evidence-based care guidelines.^{9,26}

The Joint Commission and the Centers for Medicare & Medicaid Services (CMS) both require critical access hospitals to collect and use data related to certain patient care outcomes and patient harms. Some key Joint Commission standards related to data collection and use require critical access hospitals to do the following:

- Collect information to monitor conditions in the environment (Standard **EC.04.01.01**)
- Identify risks for acquiring and transmitting infections (Standard **IC.01.03.01**)
- Use data and information to guide decisions and to understand variation in the performance of processes supporting safety and quality (Standard **LD.03.02.01**)

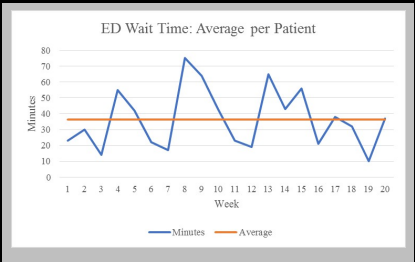
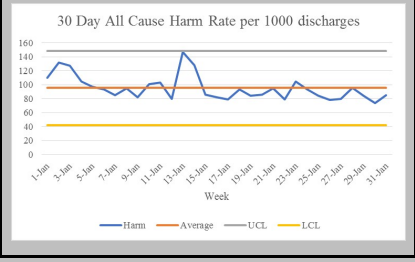
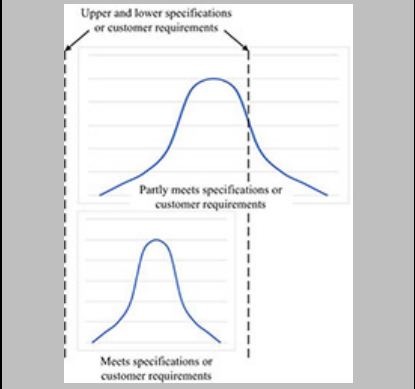
- Have an organizationwide, integrated patient safety program within their performance improvement activities (Standard **LD.03.09.01**)
- Evaluate the effectiveness of their medication management system (Standard **MM.08.01.01**)
- Report (if using Joint Commission accreditation for deemed status purposes) deaths associated with the use of restraint and seclusion (Standard **PC.03.05.19**)
- Collect data to monitor their performance (Standard **PI.01.01.01**)
- Improve performance on an ongoing basis (Standard **PI.03.01.01**)

Analyzing Data

Effective data analysis can enable a critical access hospital to “diagnose” problems within its system similar to the way one would diagnose a patient’s illness based on symptoms, health history, and other factors. Turning data into information is a critical competency of a learning organization and of effective management of change. When the right data are collected and appropriate analytic techniques are applied, it enables the critical access hospital to monitor the performance of a system, detect variation, and identify opportunities to improve. This can help the critical access hospital not only understand the current performance of critical access hospital systems but also can help it predict its performance going forward.²³

Analyzing data with tools such as run charts, statistical process control (SPC) charts, and capability charts helps a critical access hospital determine what has occurred in a system and provides clues as to why the system responded as it did.²³ Table 1, following, describes and compares examples of these tools. Please note that several types of SPC charts exist; this discussion focuses on the XmR chart, which is the most commonly used.

Table 1. Defining and Comparing Analytical Tools

Tool	When to Use	Example
Run Chart	<ul style="list-style-type: none"> When the critical access hospital needs to identify variation within a system When the critical access hospital needs a simple and straightforward analysis of a system As a precursor to an SPC chart 	
Statistical Process Control Chart	<ul style="list-style-type: none"> When the critical access hospital needs to identify variation within a system and find indicators of why the variation occurred When the critical access hospital needs a more detailed and in-depth analysis of a system 	
Capability Chart	<ul style="list-style-type: none"> When the critical access hospital needs to determine whether a process will function as expected, according to requirements or specifications 	

In the example above, the curve at the top of the chart indicates a process that is only partly capable of meeting requirements. The curve at the bottom of the chart shows a process that is fully capable.

Using Data to Drive Improvement

After data has been turned into information, leadership should ensure the following (per the requirements shown):^{27–29}

- Information is presented in a clear manner (Standard **LD.03.04.01**)
- Information is shared with the appropriate groups throughout the organization (from the front line to the board) (Standards **LD.03.04.01**, **LD.03.09.01**)
- Opportunities for improvement and actions to be taken are communicated (Standards **LD.03.05.01**, **LD.03.07.01**)
- Improvements are celebrated or recognized

A Proactive Approach to Preventing Harm

Proactive risk reduction prevents harm before it reaches the patient. By engaging in proactive risk reduction, a critical access hospital can correct process problems in order to reduce the likelihood of experiencing adverse events.

In a proactive risk assessment the critical access hospital evaluates a process to see how it could potentially fail, to understand the consequences of such a failure, and to identify parts of the process that need improvement. A proactive risk assessment increases understanding within the organization about the complexities of process design and management—and what could happen if the process fails.

When conducting a proactive risk assessment, organizations should prioritize high-risk, high-frequency areas. Areas of risk are identified from internal sources such as ongoing monitoring of the environment, results of previous proactive risk assessments, from results of data collection activities. Risk assessment tools should be accessed from credible external sources such as a *Sentinel Event Alert*, nationally recognized risk assessment tools, and peer review literature. Benefits of a proactive approach to patient safety includes increased likelihood of the following:

- Identification of actionable common causes
- Avoidance of unintended consequences
- Identification of commonalities across departments/services/units
- Identification of system solutions

Hazardous (or unsafe) conditions provide an opportunity for a critical access hospital to take a proactive approach to reduce harm. Critical access hospitals also benefit from identifying hazardous conditions while designing any new process that could impact patient safety. A hazardous condition is defined as any circumstance that increases the probability of a patient safety event. A hazardous condition may be the result of a

human error or violation, may be a design flaw in a system or process, or may arise in a system or process in changing circumstances.[‡] A proactive approach to such conditions should include an analysis of the systems and processes in which the hazardous condition is found, with a focus on conditions that preceded the hazardous condition. (See Sidebar 3. Strategies for an Effective Risk Assessment.)

A proactive approach to hazardous conditions should include an analysis of the related systems and processes, including the following aspects:³⁰

- **Preconditions.** Examples include hazardous (or unsafe) conditions in the environment of care (such as noise, clutter, wet floors and so forth) and inadequate staffing levels.
- **Supervisory influences.** Examples include inadequate supervision, planned inappropriate operations, failure to address a known problem, authorization of activities that are known to be hazardous.
- **Organizational influences.** Examples include inadequate staffing, inadequate policies, lack of strategic risk assessment.

The Joint Commission addresses proactive risk assessments at Standard **LD.03.09.01**, EP 7, which requires critical access hospitals to select one high-risk process and conduct a proactive risk assessment at least every 18 months.

Critical access hospitals should recognize that this standard represents a minimum requirement. Critical access hospitals working to become learning organizations are encouraged to exceed this requirement by constantly working to proactively identify risk.

Sidebar 3. Strategies for an Effective Risk Assessment

Although several methods could be used to conduct a proactive risk assessment, the following steps comprise one approach:

continued on next page

[‡]Human errors are typically skills based, decision based, or knowledge based; whereas violations could be either routine or exceptional (intentional or negligent). *Routine violations* tend to include habitual “bending of the rules,” often enabled by management. A routine violation may break established rules or policies, and yet be a common practice within an organization. An *exceptional violation* is a willful behavior outside the norm that is not condoned by management, engaged in by others, and not part of the individual’s usual behavior. **Source:** Diller T, et al. The human factors analysis classification system (HFACS) applied to health care. *Am J Med Qual.* 2014 May–Jun;29(3)181–190.

Sidebar 3. (continued)

- Describe the chosen process (for example, through the use of a flowchart).
- Identify ways in which the process could break down or fail to perform its desired function, which are often referred to as “failure modes.”
- Identify the possible effects that a breakdown or failure of the process could have on patients and the seriousness of the possible effects.
- Prioritize the potential process breakdowns or failures.
- Determine why the prioritized breakdowns or failures could occur, which may involve performing a hypothetical root cause analysis.
- Design or redesign the process and/or underlying systems to minimize the risk of the effects on patients.
- Test and implement the newly designed or redesigned process.
- Monitor the effectiveness of the newly designed or redesigned process.

Tools for Conducting a Proactive Risk Assessment

A number of tools are available to help organizations conduct a proactive risk assessment. One of the best known of these tools is the Failure Modes and Effects Analysis (FMEA). An FMEA is used to prospectively examine how failures could occur during high-risk processes and, ultimately, how to prevent them. The FMEA asks “What if?” to explore what could happen if a failure occurs at particular steps in a process.³¹

Critical access hospitals have other tools they can consider using in their proactive risk assessment. Some examples include the following:

- Institute for Safe Medication Practices Medication Safety Risk Assessment: This tool is designed to help reduce medication errors. Visit <https://www.ismp.org/selfassessments/default.asp> for more information.
- Contingency diagram: The contingency diagram uses brainstorming to generate a list of problems that could arise from a process. Visit <https://healthit.ahrq.gov/health-it-tools-and-resources/evaluation-resources/workflow-assessment-health-it-toolkit/all-workflow-tools/contingency-diagram> for more information.

- Potential problem analysis (PPA) is a systematic method for determining what could go wrong in a plan under development. The problem causes are rated according to their likelihood of occurrence and the severity of their consequences. Visit <https://healthit.ahrq.gov/health-it-tools-and-resources/evaluation-resources/workflow-assessment-health-it-toolkit/all-workflow-tools> for more information.
- Process decision program chart (PDPC) provides a systematic means of finding errors with a plan while it is being created. After potential issues are found, preventive measures are developed, allowing the problems to either be avoided or a contingency plan to be in place should the error occur. Visit <http://healthit.ahrq.gov/health-it-tools-and-resources/workflow-assessment-health-it-toolkit/all-workflow-tools/process-decision-program-chart>.

Encouraging Patient Activation

To achieve the best outcomes, patients and families must be more actively engaged in decisions about their health care and must have broader access to information and support. Patient activation is inextricably intertwined with patient safety. Activated patients are less likely to experience harm and unnecessary critical access hospital readmissions. Patients who are less activated suffer poorer health outcomes and are less likely to follow their provider's advice.^{32,33}

A patient-centered approach to care can help critical access hospitals assess and enhance patient activation. Achieving this requires leadership engagement in the effort to establish patient-centered care as a top priority throughout the critical access hospital. This includes adopting the following principles:³⁴

- Patient safety guides all decision making.
- Patients and families are partners at every level of care.
- Patient- and family-centered care is verifiable, rewarded, and celebrated.
- The licensed independent practitioner responsible for the patient's care, or his or her designee, discloses to the patient and family any unanticipated outcomes of care, treatment, and services.
- Though Joint Commission standards do not require apology, evidence suggests that patients benefit—and are less likely to pursue litigation—when physicians disclose harm, express sympathy, and apologize.
- Staffing levels are sufficient, and staff has the necessary tools and skills.
- The critical access hospital has a focus on measurement, learning, and improvement.

- Staff and licensed independent practitioners must be fully engaged in patient- and family-centered care as demonstrated by their skills, knowledge, and competence in compassionate communication.

Critical access hospitals can adopt a number of strategies to support and improve patient activation, including promoting culture change, adopting transitional care models, and leveraging health information technology capabilities.³⁴

A number of Joint Commission standards address patient rights and provide an excellent starting point for critical access hospitals seeking to improve patient activation. These standards require that critical access hospitals do the following:

- Respect, protect, and promote patient rights (Standard **RI.01.01.01**)
- Respect the patient's right to receive information in a manner he or she understands (Standard **RI.01.01.03**)
- Respect the patient's right to participate in decisions about his or her care, treatment, and services (Standard **RI.01.02.01**)
- Honor the patient's right to give or withhold informed consent (Standard **RI.01.03.01**)
- Address patient decisions about care, treatment, and services received at the end of life (Standard **RI.01.05.01**)

Beyond Accreditation: The Joint Commission Is Your Patient Safety Partner

To assist critical access hospitals on their journey toward creating highly reliable patient safety systems, The Joint Commission provides many resources, including the following:

- *Office of Quality and Patient Safety*: An internal Joint Commission department that offers critical access hospitals guidance and support when they experience a sentinel event. Organizations can call the Sentinel Event Hotline (630-792-3700) to clarify whether a patient safety event is considered to be a sentinel event (and therefore reviewable) or to discuss any aspect of the Sentinel Event Policy. The Office of Quality and Patient Safety assesses the thoroughness and credibility of a critical access hospital's comprehensive systematic analysis as well as the action plan to help the critical access hospital prevent the hazardous or unsafe conditions from occurring again.
- *Joint Commission Center for Transforming Healthcare*: A Joint Commission not-for-profit affiliate that offers highly effective, durable solutions to health care's most critical safety and quality problems to help critical access hospitals transform into

high reliability organizations. For specific quality and patient problems, the Center's Targeted Solutions Tool® (TST®) guides health care organizations through a step-by-step process to measure their organization's performance, identify barriers to excellence, and direct them to proven solutions. To date, a TST has been developed for each of the following: hand hygiene, handoff communications, and wrong-site surgery. For more information, visit <http://www.centerfortransforminghealthcare.org>.

- *Standards Interpretation Group*: An internal Joint Commission department that helps organizations with their questions about Joint Commission standards. First, organizations can see if other organizations have asked the same question by accessing the Standards FAQs at http://www.jointcommission.org/standards_information/jcfaq.aspx. Thereafter, organizations can submit questions about standards to the Standards Interpretation Group by completing an online form at <https://web.jointcommission.org/sigsubmission/signonlineform.aspx>.
- *National Patient Safety Goals*: The Joint Commission's yearly patient safety requirements based on data obtained from the Joint Commission's Sentinel Event Database and recommended by a panel of patient safety experts. (For a list of the current National Patient Safety Goals, go to http://www.jointcommission.org/standards_information/npsgs.)
- *Sentinel Event Alert*: The Joint Commission's periodic alerts with timely information about similar, frequently reported sentinel events, including root causes, applicable Joint Commission requirements, and suggested actions to prevent a particular sentinel event. (For archives of previously published *Sentinel Event Alerts*, go to http://www.jointcommission.org/sentinel_event.aspx.)
- *Quick Safety*: Quick Safety is a monthly newsletter that outlines an incident, topic, or trend in health care that could compromise patient safety.
- *Core Measure Solution Exchange*®: Available for accredited or certified organizations through the *Joint Commission Connect*™ extranet, organizations can search a database of over two hundred success stories from accredited critical access hospitals that have attained excellent performance on core measures, including accountability measures.
- *Joint Commission Resources*: A Joint Commission not-for-profit affiliate that produces books and periodicals, holds conferences, provides consulting services, and develops software products for accreditation and survey readiness. (For more information, visit <http://www.jcrinc.com>.)

- *Webinars and podcasts*: The Joint Commission and its affiliate, Joint Commission Resources, offer free webinars and podcasts on various accreditation and patient safety topics.
- *Speak Up™ program*: The Joint Commission’s campaign to educate patients about health care processes and potential safety issues and encourage them to speak up whenever they have questions or concerns about their safety. (For more information and patient education resources, go to <http://www.jointcommission.org/speakup>.)
- *Standards BoosterPaks™*: Available for accredited or certified organizations through *Joint Commission Connect*, organizations can access BoosterPaks that provide detailed information about a single standard or topic area that has been associated with a high volume of inquiries or noncompliance scores. Recent standards BoosterPak topics have included credentialing and privileging in nonhospital settings, waived testing, restraint and seclusion, management of hazardous waste, environment of care (including Standards **EC.04.01.01**, **EC.04.01.03**, and **EC.04.01.05**), and sample collection.
- *Leading Practice Library*: Available for accredited or certified organizations through *Joint Commission Connect*, organizations can access an online library of solutions to help improve safety. The searchable documents in the library are actual solutions that have been successfully implemented by critical access hospitals and reviewed by Joint Commission standards experts.
- *Joint Commission web portals*: Through The Joint Commission website, organizations can access web portals with a repository of resources from The Joint Commission, the Joint Commission Center for Transforming Healthcare, Joint Commission Resources, and Joint Commission International on the following topics:
 - Transitions of care: <http://www.jointcommission.org/toc.aspx>
 - High reliability: <http://www.jointcommission.org/highreliability.aspx>
 - Infection prevention and health care–associated infections (HAI): <http://www.jointcommission.org/hai.aspx>
 - Emergency management: http://www.jointcommission.org/emergency_management.aspx
 - Workplace violence prevention resources: https://www.jointcommission.org/workplace_violence.aspx

References

1. Juran J, Godfrey A. *Quality Control Handbook*, 6th ed. New York: McGraw-Hill, 2010.
2. American Society for Quality. *Glossary and Tables for Statistical Quality Control*, 4th ed. Milwaukee: American Society for Quality Press, 2004.
3. Senge PM. *The Fifth Discipline: The Art and Practice of the Learning Organization*, 2nd ed. New York: Doubleday, 2006.
4. Leape L, et al. A culture of respect, part 2: Creating a culture of respect. *Academic Medicine*. 2012 Jul;87(7):853–858.
5. Wu A, ed. *The Value of Close Calls in Improving Patient Safety: Learning How to Avoid and Mitigate Patient Harm*. Oak Brook, IL: Joint Commission Resources, 2011.
6. Agency for Healthcare Research and Quality. *Becoming a High Reliability Organization: Operational Advice for Hospital Leaders*. Rockville, MD: AHRQ, 2008.
7. Fei K, Vlasses FR. Creating a safety culture through the application of reliability science. *J Healthc Qual*. 2008 Nov–Dec;30(6):37–43.
8. Massachusetts Coalition of the Prevention of Medical Errors: When Things Go Wrong: Responding to Adverse Events. Mar 2006. Accessed Feb 14, 2019. <http://www.macoalition.org/documents/respondingToAdverseEvents.pdf>
9. The Joint Commission. *The Joint Commission Leadership Standards*. Oak Brook, IL: Joint Commission Resources, 2009.
10. Chassin MR, Loeb JM. High-reliability healthcare: Getting there from here. *Milbank Q*. 2013 Sep;91(3):459–490.
11. Advisory Committee on the Safety of Nuclear Installations. Study Group on Human Factors. *Third Report of the ACSNI Health and Safety Commission*. Sudbury, UK: HSE Books, 1993.
12. Leape L, et al. A culture of respect, part 1: The nature and causes of disrespectful behavior by physicians. *Academic Medicine*. 2012 Jul;87(7):1–8.
13. Weick KE, Sutcliffe KM. *Managing the Unexpected*, 2nd ed. San Francisco: Jossey-Bass, 2007.
14. Reason J, Hobbs A. *Managing Maintenance Error: A Practical Guide*. Aldershot, UK: Ashgate, 2003.
15. Association for the Advancement of Medical Instrumentation. *Risk and Reliability in Healthcare and Nuclear Power: Learning from Each Other*. Arlington, VA: Association for the Advancement of Medical Instrumentation, 2013.

16. Reason J. Human error: Models and management. *BMJ*. 2000 Mar 13;320(3):768–770.
17. The Joint Commission: Behaviors that undermine a culture of safety. *Sentinel Event Alert*. 2008 Jul 9. Accessed Feb 14, 2019. https://www.jointcommission.org/sentinel_event_alert_issue_40_behaviors_that_undermine_a_culture_of_safety/
18. Institute for Safe Medication Practices. Unresolved disrespectful behavior in health care: Practitioners speak up (again)—Part I. *ISMP Medication Safety Alert*. Oct 3, 2013. Accessed Feb 14, 2019. <http://www.ismp.org/Newsletters/acutecare/showarticle.aspx?id=60>
19. Chassin MR, Loeb JM. The ongoing quality journey: Next stop high reliability. *Health Affairs*. 2011 Apr 7;30(4):559–568.
20. Heifetz R, Linsky M. A survival guide for leaders. *Harvard Business Review*. 2002 Jun;1–11.
21. Ontario Hospital Association. *A Guidebook to Patient Safety Leading Practices: 2010*. Toronto: Ontario Hospital Association, 2010.
22. The Joint Commission. The essential role of leadership in developing a safety culture. *Sentinel Event Alert*. Mar 1, 2017. Accessed Feb 14, 2019. https://www.jointcommission.org/sea_issue_57/
23. Ogrinc GS, et al. *Fundamentals of Health Care Improvement: A Guide to Improving Your Patients' Care*, 2nd ed. Oak Brook, IL: Joint Commission Resources/Institute for Healthcare Improvement, 2012.
24. Agency for Healthcare Research and Quality. *Becoming a High Reliability Organization: Operational Advice for Hospital Leaders*. Rockville, MD: AHRQ, 2008.
25. The Joint Commission. *America's Hospitals: Improving Quality and Safety*. The Joint Commission 2017 Annual Report. Oak Brook, IL: The Joint Commission, 2017. Accessed Feb 8, 2019. <https://www.jointcommission.org/annualreport.aspx>.
26. The Joint Commission. The essential role of leadership in developing a safety culture. *Sentinel Event Alert*. Mar 1, 2017. Accessed Feb 14, 2019. https://www.jointcommission.org/sea_issue_57/
27. Nelson EC, et al. Microsystems in health care: Part 2. Creating a rich information environment. *Jt Comm J Qual Patient Saf*. 2003 Jan;29(1):5–15.
28. Nelson EC, et al. Clinical microsystems, part 1. The building blocks of health systems. *Jt Comm J Qual Patient Saf*. 2008 Jul;34(7):367–378.
29. Pardini-Kiely K, et al. Improving and sustaining core measure performance through effective accountability of clinical microsystems in an academic medical center. *Jt Comm J Qual Patient Saf*. 2010 Sep;36(9):387–398.

30. Diller T, et al. The human factors analysis classification system (HFACS) applied to health care. *Am J Med Qual.* 2014 May–Jun;29(3)181–190.
31. Croteau RJ, ed. *Root Cause Analysis in Health Care: Tools and Techniques*, 4th ed. Oak Brook, IL: Joint Commission Resources, 2010.
32. AARP Public Policy Institute. Beyond 50.09 chronic care: A call to action for health reform. Mar 2009. Accessed Feb 14, 2019. http://www.aarp.org/health/medicare-insurance/info-03-2009/beyond_50_hcr.html
33. Towle A, Godolphin W. Framework for teaching and learning informed shared decision making. *BMJ.* 1999 Sep 18;319(7212):766–771.
34. Hibbard JH, et al. Development of the patient activation measure (PAM): Conceptualizing and measuring activation in patients and consumers. *Health Serv Res.* 2004 Aug;39(4 Pt 1):1005–1026.

Appendix. Key Patient Safety Requirements

A number of Joint Commission standards have been discussed in the “Patient Safety Systems” (PS) chapter. However, many Joint Commission requirements address issues related to the design and management of patient safety systems, including the following examples.

Accreditation Participation Requirements (APR)

Standard APR.09.01.01

The critical access hospital notifies the public it serves about how to contact its critical access hospital management and The Joint Commission to report concerns about patient safety and quality of care.

Note: *Methods of notice may include, but are not limited to, distribution of information about The Joint Commission, including contact information in published materials such as brochures and/or posting this information on the critical access hospital’s website.*

Elements of Performance for APR.09.01.01

1. The critical access hospital informs the public it serves about how to contact its management to report concerns about patient safety and quality of care.

2. The critical access hospital informs the public it serves about how to contact The Joint Commission to report concerns about patient safety and quality of care.

Standard APR.09.02.01

Any individual who provides care, treatment, and services can report concerns about safety or the quality of care to The Joint Commission without retaliatory action from the critical access hospital.

Elements of Performance for APR.09.02.01

1. The critical access hospital educates its staff, medical staff, and other individuals who provide care, treatment, and services that concerns about the safety or quality of care provided in the organization may be reported to The Joint Commission.
2. The critical access hospital informs its staff and medical staff that it will take no disciplinary or punitive action because an employee, physician, or other individual who provides care, treatment, and services reports safety or quality-of-care concerns to The Joint Commission.
3. The critical access hospital takes no disciplinary or punitive action against employees, physicians, or other individuals who provide care, treatment, and services when they report safety or quality-of-care concerns to The Joint Commission.

Environment of Care (EC)

Standard EC.04.01.01

The critical access hospital collects information to monitor conditions in the environment.

Elements of Performance for EC.04.01.01

1. The critical access hospital establishes a process(es) for continually monitoring, internally reporting and investigating the following: **R**
 - Injuries to patients or others within the critical access hospital's facilities and grounds
 - Occupational illnesses and staff injuries
 - Incidents of damage to its property or the property of others

Shading indicates a change effective July 1, 2019, unless otherwise noted in the What's New.

- Security incidents involving patients, staff, or others within its facilities
- Hazardous materials and waste spills and exposures
- Fire safety management problems, deficiencies, and failures
- Medical or laboratory equipment management problems, failures, and use errors
- Utility systems management problems, failures, or use errors

Note 1: *All of the incidents and issues listed above may be reported to staff in quality assessment, improvement, or other functions. A summary of such incidents may also be shared with the person designated to coordinate safety management activities.*

Note 2: *Review of incident reports often requires that legal processes be followed to preserve confidentiality. Opportunities to improve care, treatment, or services or to prevent similar incidents, are not lost as a result of following the legal process.*

Based on its process(es), the critical access hospital reports and investigates the following:

3. Injuries to patients or others in the critical access hospital's facilities.
 4. Occupational illnesses and staff injuries.
 5. Incidents of damage to its property or the property of others.
 6. Security incidents involving patients, staff, or others within its facilities.
 8. Hazardous materials and waste spills and exposures.
 9. Fire safety management problems, deficiencies, and failures.
 10. Medical/laboratory equipment management problems, failures, and use errors.
 11. Utility systems management problems, failures, or use errors.
15. © **For rehabilitation and psychiatric distinct part units in critical access hospitals:** Every 12 months, the critical access hospital evaluates each environment of care management plan, including a review of the plan's objectives, scope, performance, and effectiveness. **R**

Infection Prevention and Control (IC)

Standard IC.01.03.01

The critical access hospital identifies risks for acquiring and transmitting infections.

Elements of Performance for IC.01.03.01

1. The critical access hospital identifies risks for acquiring and transmitting infections based on the following:
 - Its geographic location, community, and population served
 - The care, treatment, and services it provides
 - The analysis of surveillance activities and other infection control data

(See also NPSG.07.03.01, EP 1)
2. The critical access hospital reviews and identifies its risks at least annually and whenever significant changes occur with input from, at a minimum, infection control personnel, medical staff, nursing, and leadership. (See also NPSG.07.03.01, EP 1)
3. © The critical access hospital prioritizes the identified risks for acquiring and transmitting infections. These prioritized risks are documented. (See also NPSG.07.03.01, EP 1)

Leadership (LD)

Standard LD.02.01.01

The mission, vision, and goals of the critical access hospital support the safety and quality of care, treatment, and services.

Elements of Performance for LD.02.01.01

1. The governing body, senior managers, and leaders of the organized medical staff work together to create the critical access hospital's mission, vision, and goals.
2. The critical access hospital's mission, vision, and goals guide the actions of leaders.
3. Leaders communicate the mission, vision, and goals to staff and the population(s) the critical access hospital serves.

Standard LD.02.04.01

The critical access hospital manages conflict between leadership groups to protect the quality and safety of care.

Elements of Performance for LD.02.04.01

1. Senior managers and leaders of the organized medical staff work with the governing body to develop and implement an ongoing process for managing conflict among leadership groups that has the potential to adversely affect patient safety or quality of care.

Standard LD.03.01.01

Leaders create and maintain a culture of safety and quality throughout the critical access hospital.

Elements of Performance for LD.03.01.01

1. Leaders regularly evaluate the culture of safety and quality using valid and reliable tools.
2. Leaders prioritize and implement changes identified by the evaluation.
4. © Leaders develop a code of conduct that defines acceptable behavior and behaviors that undermine a culture of safety.
5. Leaders create and implement a process for managing behaviors that undermine a culture of safety.

Standard LD.03.02.01

The critical access hospital uses data and information to guide decisions and to understand variation in the performance of processes supporting safety and quality.

Elements of Performance for LD.03.02.01

1. Leaders set expectations for using data and information for the following:
 - Improving the safety and quality of care, treatment, or services
 - Creating a culture of safety and quality
 - Decision making that supports the safety and quality of care, treatment, and services
 - Identifying and responding to internal and external changes in the environment

2. Leaders evaluate how effectively data and information are used throughout the critical access hospital.

Standard LD.03.03.01

Leaders use critical access hospitalwide planning to establish structures and processes that focus on safety and quality.

Elements of Performance for LD.03.03.01

1. Planning activities focus on the following:
 - Improving patient safety and health care quality
 - Supporting a culture of safety and quality
 - Adapting to changes in the environment
2. Planning is hospitalwide, systematic, and involves designated individuals and information sources.
3. Leaders evaluate the effectiveness of planning activities.

Standard LD.03.04.01

The critical access hospital communicates information related to safety and quality to those who need it, including staff, licensed independent practitioners, patients, families, and external interested parties.

Elements of Performance for LD.03.04.01

1. Communication processes are effective in doing the following:
 - Fostering the safety of the patient and his or her quality of care
 - Supporting a culture of safety and quality
 - Meeting the needs of internal and external users
 - Informing those who work in the critical access hospital of changes in the environment
2. Leaders evaluate the effectiveness of communication methods.

Standard LD.03.05.01

Leaders manage change to improve the performance of the critical access hospital.

Elements of Performance for LD.03.05.01

1. The critical access hospital has a systematic approach to change and performance improvement.
2. Structures for managing change and performance improvement do the following:
 - Foster the safety of the patient and the quality of care, treatment, and services
 - Support a culture of safety and quality
 - Adapt to changes in the environment
3. Leaders evaluate the effectiveness of processes for the management of change and performance improvement.

Standard LD.03.06.01

Those who work in the critical access hospital are focused on improving safety and quality.

Elements of Performance for LD.03.06.01

1. Leaders design work processes to focus individuals on safety and quality issues.
2. Leaders provide for a sufficient number and mix of individuals to support safe, quality care, treatment, and services. (*See also* IC.01.01.01, EP 3; NR.02.03.01, EP 5)

Note: *The number and mix of individuals is appropriate to the scope and complexity of the services offered.*
3. Those who work in the critical access hospital are competent to complete their assigned responsibilities.
4. Leaders evaluate the effectiveness of those who work in the critical access hospital to promote safety and quality.
5. Those who work in the critical access hospital adapt to changes in the environment.

Standard LD.03.07.01

Leaders establish priorities for performance improvement. (Refer to the “Performance Improvement” [PI] chapter.)

Elements of Performance for LD.03.07.01

1. **For rehabilitation and psychiatric distinct part units in critical access hospitals:** Performance improvement occurs organizationwide.
2. **For rehabilitation and psychiatric distinct part units in critical access hospitals:** As part of performance improvement, leaders do the following:
 - Set priorities for performance improvement activities and patient health outcomes (*See also* PI.01.01.01, EPs 1 and 2)
 - Give priority to high-volume, high-risk, or problem-prone processes for performance improvement activities (*See also* PI.01.01.01, EPs 3, 5–10, 12, and 13)
 - Reprioritize performance improvement activities in response to changes in the internal or external environment
3. **For critical access hospitals that elect The Joint Commission Primary Care Medical Home option:** Ongoing performance improvement occurs organizationwide for the purpose of demonstrably improving the quality and safety of care, treatment, or services.
4. **For critical access hospitals that elect The Joint Commission Primary Care Medical Home option:** The interdisciplinary team actively participates in performance improvement activities.
21. **For critical access hospitals that elect The Joint Commission Primary Care Medical Home option:** Leaders involve patients in performance improvement activities.

Note: *Patient involvement may include activities such as participating on a quality committee or providing feedback on safety and quality issues.*

Standard LD.03.09.01

The critical access hospital has an organizationwide, integrated patient safety program within its performance improvement activities.

Elements of Performance for LD.03.09.01

1. The leaders implement a critical access hospitalwide patient safety program as follows:
 - One or more qualified individuals or an interdisciplinary group manage the safety program.
 - All departments, programs, and services within the critical access hospital participate in the safety program.
 - The scope of the safety program includes the full range of safety issues, from potential or no-harm errors (sometimes referred to as close calls [“near misses”] or good catches) to hazardous conditions and sentinel events.

2. As part of the safety program, the leaders create procedures for responding to system or process failures.

Note: Responses might include continuing to provide care, treatment, and services to those affected, containing the risk to others, and preserving factual information for subsequent analysis.

3. The leaders provide and encourage the use of systems for blame-free internal reporting of a system or process failure, or the results of a proactive risk assessment. (See also LD.03.08.01, EP 1; PI.01.01.01, EP 7)

Note: This EP is intended to minimize staff reluctance to report errors in order to help an organization understand the source and results of system and process failures. The EP does not conflict with holding individuals accountable for their blameworthy errors.

4. The leaders define patient safety event and communicate this definition throughout the organization.

Note: At a minimum, the organization’s definition includes those events subject to review as described in the “Sentinel Events” (SE) chapter of this manual.

5. The critical access hospital conducts thorough and credible comprehensive systematic analyses (for example, root cause analyses) in response to sentinel events as described in the “Sentinel Events” (SE) chapter of this manual.

6. The leaders make support systems available for staff who have been involved in an adverse or sentinel event.

Note: *Support systems recognize that conscientious health care workers who are involved in sentinel events are themselves victims of the event and require support. Support systems provide staff with additional help and support as well as additional resources through the human resources function or an employee assistance program. Support systems also focus on the process rather than blaming the involved individuals.*

7. At least every 18 months, the critical access hospital selects one high-risk process and conducts a proactive risk assessment. (See also LD.03.08.01, EP 1)

Note: *For suggested components, refer to the “Proactive Risk Assessment” section at the beginning of this chapter.*

8. To improve safety and to reduce the risk of medical errors, the critical access hospital analyzes and uses information about system or process failures and the results of proactive risk assessments. (See also LD.03.08.01, EP 1)

9. The leaders disseminate lessons learned from comprehensive systematic analyses (for example, root cause analyses), system or process failures, and the results of proactive risk assessments to all staff who provide services for the specific situation.

10. © At least once a year, the critical access hospital provides governance with written reports on the following:

- All system or process failures
- The number and type of sentinel events
- Whether the patients and the families were informed of the event
- All actions taken to improve safety, both proactively and in response to actual occurrences
- **For rehabilitation and psychiatric distinct part units in critical access hospitals:** The determined number of distinct improvement projects to be conducted annually

11. The leaders encourage external reporting of significant adverse events, including voluntary reporting programs in addition to mandatory programs.

Note: *Examples of voluntary programs include The Joint Commission Sentinel Event Database and the US Food and Drug Administration (FDA) MedWatch. Mandatory programs are often state initiated.*

Standard LD.04.01.01

The critical access hospital complies with law and regulation.

Elements of Performance for LD.04.01.01

1. © The critical access hospital is licensed, is certified, or has a permit, in accordance with law and regulation, to provide the care, treatment, or services for which the critical access hospital is seeking accreditation from The Joint Commission. (See also WT.01.01.01, EP 1; WT.04.01.01, EP 1)

Note 1: *Each service location that performs laboratory testing (waived or nonwaived) must have a Clinical Laboratory Improvement Amendments of 1988 (CLIA '88) certificate as specified by the federal CLIA regulations (42 CFR 493.55 and 493.3) and applicable state law.*

Note 2: *For more information on how to obtain a CLIA certificate, see http://www.cms.gov/Regulations-and-Guidance/Legislation/CLIA/How_to_Apply_for_a_CLIA_Certificate_International_Laboratories.html.*

2. The critical access hospital provides care, treatment, and services in accordance with licensure requirements, laws, and rules and regulations.
3. Leaders act on or comply with reports or recommendations from external authorized agencies, such as accreditation, certification, or regulatory bodies.
17. **For rehabilitation and psychiatric distinct part units in critical access hospitals:** The critical access hospital has a utilization review plan consistent with 42 CFR 482.30 that provides for review of services furnished by the hospital and the medical staff to patients entitled to benefits under the Medicare and Medicaid programs.

Note 1: *The critical access hospital does not need to have a utilization review plan if either a Quality Improvement Organization (QIO) has assumed binding review for the critical access hospital or the Centers for Medicare & Medicaid Services (CMS) has determined that the utilization review procedures established by the state under title XIX of the Social Security Act are superior to the procedures required in this section, and has required critical access hospitals in that state to meet the utilization review plan requirements under 42 CFR 456.50 through 42 CFR 456.245.*

Note 2: *For guidance regarding the requirements at 42 CFR 482.30, refer to “Appendix B: Medicare Requirements for Critical Access Hospitals with Rehabilitation and/or Psychiatric Distinct Part Units” (AXB).*

18. **For rehabilitation and psychiatric distinct part units in critical access hospitals:** Utilization review activities are implemented by the critical access hospital in accordance with the plan.

Note 1: *The critical access hospital does not need to implement utilization review activities itself if either a Quality Improvement Organization (QIO) has assumed binding review for the critical access hospital or the Centers for Medicare & Medicaid Services (CMS) has determined that the utilization review procedures established by the state under title XIX of the Social Security Act are superior to the procedures required in this section, and has required critical access hospitals in that state to meet the utilization review plan requirements under 42 CFR 456.50 through 42 CFR 456.245.*

Note 2: *For guidance regarding the requirements at 42 CFR 482.30, refer to “Appendix B: Medicare Requirements for Critical Access Hospitals with Rehabilitation and/or Psychiatric Distinct Part Units” (AXB).*

Standard LD.04.01.10

Critical access hospital leaders, including leaders of the organized medical staff, provide oversight for emergency management activities.

Elements of Performance for LD.04.01.10

2. Senior critical access hospital leadership directs implementation of selected hospitalwide improvements in emergency management based on the following:
- Review of the annual emergency management planning reviews (*See also* EM.03.01.01, EP 4)
 - Review of the evaluations of all emergency response exercises and all responses to actual emergencies (*See also* EM.03.01.03, EP 15)
 - Determination of which emergency management improvements will be prioritized for implementation, recognizing that some emergency management improvements might be a lower priority and not taken up in the near term

Medication Management (MM)

Standard MM.07.01.03

The critical access hospital responds to actual or potential adverse drug events, significant adverse drug reactions, and medication errors.

Elements of Performance for MM.07.01.03

3. The critical access hospital complies with internal and external reporting requirements for actual or potential adverse drug events, significant adverse drug reactions, and medication errors.

Note: *This element of performance is also applicable to sample medications.*

Standard MM.08.01.01

The critical access hospital evaluates the effectiveness of its medication management system.

Note: *This evaluation includes reconciling medication information. (Refer to NPSG.03.06.01 for more information)*

Elements of Performance for MM.08.01.01

1. As part of its evaluation of the effectiveness of medication management, the critical access hospital does the following:
 - Collects data on the performance of its medication management system (*See also PI.01.01.01, EPs 12 and 13*)
 - Analyzes data on its medication management system
 - Compares data over time to identify risk points, levels of performance, patterns, trends, and variations of its medication management system

Note: *This element of performance is also applicable to sample medications.*

5. Based on analysis of its data, as well as review of the literature for new technologies and best practices, the critical access hospital identifies opportunities for improvement in its medication management system.
6. When opportunities are identified for improvement of the medication management system, the critical access hospital does the following:
 - Takes action on improvement opportunities identified as priorities for its medication management system (*Refer to PI.03.01.01, EP 2*)
 - Evaluates its actions to confirm that they resulted in improvements

(See also MM.09.01.01, EP 8)

Note: *This element of performance is also applicable to sample medications.*

8. The critical access hospital takes additional action when planned improvements for its medication management processes are either not achieved or not sustained.

Medical Staff (MS)

Standard MS.08.01.01

The organized medical staff defines the circumstances requiring monitoring and evaluation of a practitioner's professional performance.

Elements of Performance for MS.08.01.01

1. A period of focused professional practice evaluation is implemented for all initially requested privileges.
2. Ⓣ The organized medical staff develops criteria to be used for evaluating the performance of practitioners when issues affecting the provision of safe, high quality patient care are identified.
3. Ⓣ The performance monitoring process is clearly defined and includes each of the following elements:
 - Criteria for conducting performance monitoring
 - Method for establishing a monitoring plan specific to the requested privilege
 - Method for determining the duration of performance monitoring
 - Circumstances under which monitoring by an external source is required
4. Focused professional practice evaluation is consistently implemented in accordance with the criteria and requirements defined by the organized medical staff.
5. Ⓣ The triggers that indicate the need for performance monitoring are clearly defined.

Note: *Triggers can be single incidents or evidence of a clinical practice trend.*

6. The decision to assign a period of performance monitoring to further assess current competence is based on the evaluation of a practitioner's current clinical competence, practice behavior, and ability to perform the requested privilege.

Note: *Other existing privileges in good standing should not be affected by this decision.*

7. Ⓣ Criteria are developed that determine the type of monitoring to be conducted.
8. Ⓣ The measures employed to resolve performance issues are clearly defined.
9. The measures employed to resolve performance issues are consistently implemented.

Standard MS.09.01.01

The organized medical staff, pursuant to the medical staff bylaws, evaluates and acts on reported concerns regarding a privileged practitioner's clinical practice and/or competence.

Elements of Performance for MS.09.01.01

1. Ⓣ The critical access hospital, based on recommendations by the organized medical staff and approval by the governing body, has a clearly defined process for collecting, investigating, and addressing clinical practice concerns. (*See also* RI.01.07.01, EPs 1, 4, 6, and 7)
2. Reported concerns regarding a privileged practitioner's professional practice are uniformly investigated and addressed, as defined by the critical access hospital and applicable law.

Nursing (NR)

Standard NR.02.01.01

The nurse executive directs the critical access hospital's nursing services.

Elements of Performance for NR.02.01.01

2. The nurse executive coordinates the following:
 - The development of organizationwide programs, policies, and procedures that address how nursing care needs of the patient population are assessed, met, and evaluated.

Note: *Examples of patient populations include pediatric, diabetic, and geriatric patients.*

- The development of an effective, ongoing program to measure, analyze, and improve the quality of nursing care, treatment, and services.
4. The nurse executive directs the following:
- The implementation of organizationwide plans to provide nursing care, treatment, and services.
 - The implementation of organizationwide programs, policies, and procedures that address how nursing care needs of the patient population are assessed, met, and evaluated.

Note: *Examples of patient populations include pediatric, diabetic, and geriatric patients.*

- The implementation of an effective, ongoing program to measure, analyze, and improve the quality of nursing care, treatment, and services.

Provision of Care, Treatment, and Services (PC)

Standard PC.03.05.19

For rehabilitation and psychiatric distinct part units in critical access hospitals: The critical access hospital reports deaths associated with the use of restraint and seclusion.

Elements of Performance for PC.03.05.19

1. **For rehabilitation and psychiatric distinct part units in critical access hospitals:** The critical access hospital reports the following information to the Centers for Medicare & Medicaid Services (CMS) regarding deaths related to restraint or seclusion (this requirement does not apply to deaths related to the use of soft wrist restraints; for more information, refer to EP 3 in this standard):
- Each death that occurs while a patient is in restraint or seclusion
 - Each death that occurs within 24 hours after the patient has been removed from restraint or seclusion
 - Each death known to the critical access hospital that occurs within one week after restraint or seclusion was used when it is reasonable to assume that the use of the restraint or seclusion contributed directly or indirectly to the patient's death. The types of restraints included in this reporting requirement are all restraints except soft wrist restraints.

Note: *In this element of performance “reasonable to assume” includes, but is not limited to, deaths related to restrictions of movement for prolonged periods of time or deaths related to chest compression, restriction of breathing, or asphyxiation.*

2. **Ⓒ For rehabilitation and psychiatric distinct part units in critical access hospitals:** The deaths addressed in PC.03.05.19, EP 1, are reported to the Centers for Medicare & Medicaid Services (CMS) by telephone, by facsimile, or electronically no later than the close of the next business day following knowledge of the patient’s death. The date and time that the patient’s death was reported is documented in the patient’s medical record.

3. **Ⓒ For rehabilitation and psychiatric distinct part units in critical access hospitals:** When no seclusion has been used and when the only restraints used on the patient are wrist restraints composed solely of soft, non-rigid, cloth-like material, the critical access hospital does the following:
 - Records in a log or other system any death that occurs while a patient is in restraint. The information is recorded within seven days of the date of death of the patient.
 - Records in a log or other system any death that occurs within 24 hours after a patient has been removed from such restraints. The information is recorded within seven days of the date of death of the patient.
 - Documents in the patient record the date and time that the death was recorded in the log or other system
 - Documents in the log or other system the patient’s name, date of birth, date of death, name of attending physician or other licensed independent practitioner responsible for the care of the patient, medical record number, and primary diagnosis(es)[§]
 - Makes the information in the log or other system available to CMS, either electronically or in writing, immediately upon request

Performance Improvement (PI)

Standard PI.01.01.01

The critical access hospital collects data to monitor its performance.

[§] For law and regulation guidance pertaining to those responsible for the care of the patient, refer to 42 CFR 482.12(c).

Elements of Performance for PI.01.01.01

1. The leaders (including the governing body) set priorities for and identify the frequency of data collection. (See also LD.03.07.01, EP 2)

Note: *For rehabilitation and psychiatric distinct part units in critical access hospitals: The leaders that specify the frequency and detail of data collection is the governing body.*

The critical access hospital collects data on the following:

2. Performance improvement priorities identified by leaders. (See also LD.03.07.01, EP 2)
3. Operative or other procedures that place patients at risk of disability or death. (See also LD.03.07.01, EP 2; MS.05.01.01, EP 6)
4. All significant discrepancies between preoperative and postoperative diagnoses, including pathologic diagnoses.
5. Adverse events related to using moderate or deep sedation or anesthesia. (See also LD.03.07.01, EP 2)
6. The use of blood and blood components. (See also LD.03.07.01, EP 2)
7. All reported and confirmed transfusion reactions. (See also LD.03.07.01, EP 2; LD.03.09.01, EP 3)
10. The results of resuscitation. (See also LD.03.07.01, EP 2)
12. Significant medication errors. (See also LD.03.07.01, EP 2; MM.08.01.01, EP 1)
13. Significant adverse drug reactions. (See also LD.03.07.01, EP 2; MM.08.01.01, EP 1)
14. Patient perception of the safety and quality of care, treatment, or services.

For critical access hospitals that elect The Joint Commission Primary Care Medical

Home option: The primary care medical home collects data on the following:

28. Disease management outcomes.
29. Patient access to care within time frames established by the critical access hospital.

30. **For critical access hospitals that elect The Joint Commission Primary Care Medical Home option:** The primary care medical home collects data on the following:
- Patient experience and satisfaction related to access to care, treatment, or services, and communication
 - Patient perception of the comprehensiveness of care, treatment, or services
 - Patient perception of the coordination of care, treatment, or services
 - Patient perception of the continuity of care, treatment, or services
- (Refer to PI.01.01.01, EP 14)
34. The critical access hospital collects data on patient thermal injuries that occur during magnetic resonance imaging exams.
35. The critical access hospital collects data on the following:
- Incidents where ferromagnetic objects unintentionally entered the magnetic resonance imaging (MRI) scanner room
 - Injuries resulting from the presence of ferromagnetic objects in the MRI scanner room

Standard PI.02.01.01

The critical access hospital compiles and analyzes data.

Elements of Performance for PI.02.01.01

3. The critical access hospital uses statistical tools and techniques to analyze and display data.
4. The critical access hospital analyzes and compares internal data over time to identify levels of performance, patterns, trends, and variations.
6. The critical access hospital reviews and analyzes incidents where the radiation dose index (computed tomography dose index [CTDI_{vol}], dose length product [DLP], or size-specific dose estimate [SSDE]) from diagnostic CT examinations exceeded expected dose index ranges identified in imaging protocols. These incidents are then compared to external benchmarks.

Note 1: *While the CTDI_{vol}, DLP, and SSDE are useful indicators for monitoring radiation dose indices from the CT machine, they do not represent the patient's radiation dose.*

Note 2: *This element of performance does not apply to dental cone beam CT radiographic imaging studies performed for diagnosis of conditions affecting the maxillofacial region or to obtain guidance for the treatment of such conditions.*

7. The critical access hospital analyzes its organ procurement conversion rate data as provided by the organ procurement organization (OPO). (See also TS.01.01.01, EP 1)

Note: *Conversion rate is defined as the number of actual organ donors over the number of eligible donors defined by the OPO, expressed as a percentage.*

8. The critical access hospital uses the results of data analysis to identify improvement opportunities.

Standard PI.03.01.01

The critical access hospital improves performance on an ongoing basis.

Elements of Performance for PI.03.01.01

2. The critical access hospital takes action on improvement priorities. (See also MM.08.01.01, EP 6; MS.05.01.01, EPs 3–7, 9)
4. The critical access hospital takes action when it does not achieve or sustain planned improvements. (See also MS.05.01.01, EPs 3–7, 9)
11. **For critical access hospitals that elect The Joint Commission Primary Care Medical Home option:** The primary care medical home uses the data it collects on the patient's perception of the safety and quality of care, treatment, or services to improve its performance. This data includes the following:
 - Patient experience and satisfaction related to access to care, treatment, or services and communication
 - Patient perception of the comprehensiveness of care, treatment, or services
 - Patient perception of the coordination of care, treatment, or services
 - Patient perception of the continuity of care, treatment, or services

Rights and Responsibilities of the Individual (RI)

Standard RI.01.01.01

The critical access hospital respects, protects, and promotes patient rights.

Elements of Performance for RI.01.01.01

1. © The critical access hospital has written policies on patient rights.

Note: *The critical access hospital's written policies address procedures regarding patient visitation rights, including any clinically necessary or reasonable restrictions or limitations.*

2. The critical access hospital informs the patient of his or her rights. (See also RI.01.01.03, EPs 1–3)

Note 1: *The critical access hospital informs the patient (or support person, where appropriate) of his or her visitation rights. Visitation rights include the right to receive the visitors designated by the patient, including, but not limited to, a spouse, a domestic partner (including a same-sex domestic partner), another family member, or a friend. Also included is the right to withdraw or deny such consent at any time.*

Note 2: For rehabilitation and psychiatric distinct part units in critical access hospitals: *The critical access hospital makes sure that each patient, or his or her family, is informed of the patient's rights in advance of furnishing or discontinuing patient care whenever possible.*

4. The critical access hospital treats the patient in a dignified and respectful manner that supports his or her dignity.
5. The critical access hospital respects the patient's right to and need for effective communication. (See also RI.01.01.03, EP 1) **R**
6. The critical access hospital respects the patient's cultural and personal values, beliefs, and preferences. **R**
7. The critical access hospital respects the patient's right to privacy. (See also IM.02.01.01, EPs 1, 3, and 4)

Note: *This element of performance (EP) addresses a patient's personal privacy. For EPs addressing the privacy of a patient's health information, please refer to Standard IM.02.01.01.*

9. The critical access hospital accommodates the patient's right to religious and other spiritual services. **R**
10. The critical access hospital allows the patient to access, request amendment to, and obtain information on disclosures of his or her health information, in accordance with law and regulation.
28. The critical access hospital allows a family member, friend, or other individual to be present with the patient for emotional support during the course of stay.
Note: *The critical access hospital allows for the presence of a support individual of the patient's choice, unless the individual's presence infringes on others' rights, safety, or is medically or therapeutically contraindicated. The individual may or may not be the patient's surrogate decision-maker or legally authorized representative. (For more information on surrogate or family involvement in patient care, treatment, and services, refer to RI.01.02.01, EPs 6–8.)*
29. The critical access hospital prohibits discrimination based on age, race, ethnicity, religion, culture, language, physical or mental disability, socioeconomic status, sex, sexual orientation, and gender identity or expression. **R**

Standard RI.01.01.03

The critical access hospital respects the patient's right to receive information in a manner he or she understands.

Elements of Performance for RI.01.01.03

1. The critical access hospital provides information in a manner tailored to the patient's age, language, and ability to understand. (See also RI.01.01.01, EPs 2 and 5) **R**
2. The critical access hospital provides interpreting and translation services, as necessary. (See also RI.01.01.01, EP 2) **R**

Note: *For critical access hospitals that elect The Joint Commission Primary Care Medical Home option: Language interpreting options may include trained bilingual staff, contract interpreting services, or employed language interpreters. These options may be provided in person or via telephone or video. The documents translated, and the languages into which they are translated, are dependent on the primary care medical home's patient population.*

3. The critical access hospital communicates with the patient who has vision, speech, hearing, or cognitive impairments in a manner that meets the patient's needs. (See also RI.01.01.01, EP 2) **R**

Standard RI.01.02.01

The critical access hospital respects the patient's right to participate in decisions about his or her care, treatment, and services.

Note: *For rehabilitation and psychiatric distinct part units in critical access hospitals: This right is not to be construed as a mechanism to demand the provision of treatment or services deemed medically unnecessary or inappropriate.*

Elements of Performance for RI.01.02.01

1. The critical access hospital involves the patient in making decisions about his or her care, treatment, and services, including the right to have his or her family and physician promptly notified of his or her admission to the critical access hospital. **R**

Note: *For swing beds in critical access hospitals: The resident has the right to be informed in advance of changes to his or her plan of care.*

2. When a patient is unable to make decisions about his or her care, treatment, and services, the critical access hospital involves a surrogate decision-maker in making these decisions. (See also PC.01.02.07, EP 5; RI.01.03.01, EP 1) **R**

Note: *For swing beds in critical access hospitals: The selection of the surrogate decision-maker is in accordance with state law.*

3. **Ⓢ** The critical access hospital provides the patient or surrogate decision-maker with written information about the right to refuse care, treatment, and services. (See also PC.01.02.07, EP 5)
4. The critical access hospital respects the patient's or surrogate decision-maker's right to refuse care, treatment, and services, in accordance with law and regulation. (See also PC.01.02.07, EP 5) **R**
8. **For rehabilitation and psychiatric distinct part units in critical access hospitals:** The critical access hospital involves the patient's family in care, treatment, and services decisions to the extent permitted by the patient or surrogate decision-maker, in accordance with law and regulation. **R**

20. The critical access hospital provides the patient or surrogate decision-maker with the information about the following: **R**
- Outcomes of care, treatment, and services that the patient needs in order to participate in current and future health care decisions.
 - Unanticipated outcomes of the patient’s care, treatment, and services that are sentinel events as defined by The Joint Commission. This information is provided by the licensed independent practitioner responsible for managing the patient’s care, treatment, and services, or his or her designee. (Refer to the Glossary for a definition of sentinel event.)

Note: *In settings where there is no licensed independent practitioner, the staff member responsible for managing the care of the patient is responsible for sharing information about such outcomes.*

31. **For critical access hospitals that elect The Joint Commission Primary Care Medical Home option:** The primary care medical home respects the patient’s right to make decisions about the management of his or her care.

32. **For critical access hospitals that elect The Joint Commission Primary Care Medical Home option:** The primary care medical home respects the patient’s right and provides the patient the opportunity to do the following:
- Obtain care from other clinicians of the patient’s choosing within the primary care medical home
 - Seek a second opinion from a clinician of the patient’s choosing
 - Seek specialty care

Note: *This element of performance does not imply financial responsibility for any activities associated with these rights. (Refer to LD.04.02.03, EP 7)*

Standard RI.01.03.01

The critical access hospital honors the patient’s right to give or withhold informed consent.

Elements of Performance for RI.01.03.01

1. **Ⓓ** The critical access hospital follows a written policy on informed consent that describes the following:
 - The specific care, treatment, and services that require informed consent
 - Circumstances that would allow for exceptions to obtaining informed consent
 - The process used to obtain informed consent

- How informed consent is documented in the patient record

(See also PC.01.02.07, EP 5)

Note: *Documentation may be recorded in a form, in progress notes, or elsewhere in the record.*

- When a surrogate decision-maker may give informed consent (See also RI.01.02.01, EP 2)
2. The informed consent process includes a discussion about the following:
- The patient’s proposed care, treatment, and services
 - Potential benefits, risks, and side effects of the patient’s proposed care, treatment, and services; the likelihood of the patient achieving his or her goals; and any potential problems that might occur during recuperation
 - Reasonable alternatives to the patient’s proposed care, treatment, and services. The discussion encompasses risks, benefits, and side effects related to the alternatives and the risks related to not receiving the proposed care, treatment, and services.

Standard RI.01.05.01

The critical access hospital addresses patient decisions about care, treatment, and services received at the end of life.

Elements of Performance for RI.01.05.01

1. © The critical access hospital follows written policies on advance directives, forgoing or withdrawing life-sustaining treatment, and withholding resuscitative services that address the following:
- Providing patients with written information about advance directives, forgoing or withdrawing life-sustaining treatment, and withholding resuscitative services.
 - **For outpatient settings:** Communicating its policy on advance directives upon request or when warranted by the care, treatment, and services provided.
 - Providing the patient upon admission with information on the extent to which the critical access hospital is able, unable, or unwilling to honor advance directives.
 - Whether the critical access hospital will honor advance directives in its outpatient settings.

- That the critical access hospital will honor the patient’s right to formulate or review and revise his or her advance directives.
 - Informing staff and licensed independent practitioners who are involved in the patient’s care, treatment, and services whether or not the patient has an advance directive.
9. ② The critical access hospital documents whether or not the patient has an advance directive.
10. Upon request, the critical access hospital refers the patient to resources for assistance in formulating advance directives.
15. ② When required by policy or upon patient request, the critical access hospital documents the patient’s wishes concerning organ donation and honors the wishes within the limits of its capability, policy, and law and regulation.
17. The existence or lack of an advance directive does not determine the patient’s right to access care, treatment, and services.
21. **For rehabilitation and psychiatric distinct part units in critical access hospitals:**
The critical access hospital defines how it obtains and documents permission to perform an autopsy.