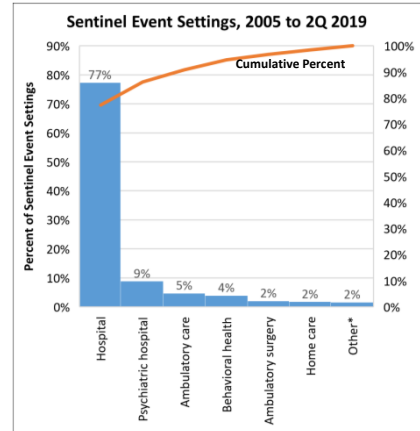
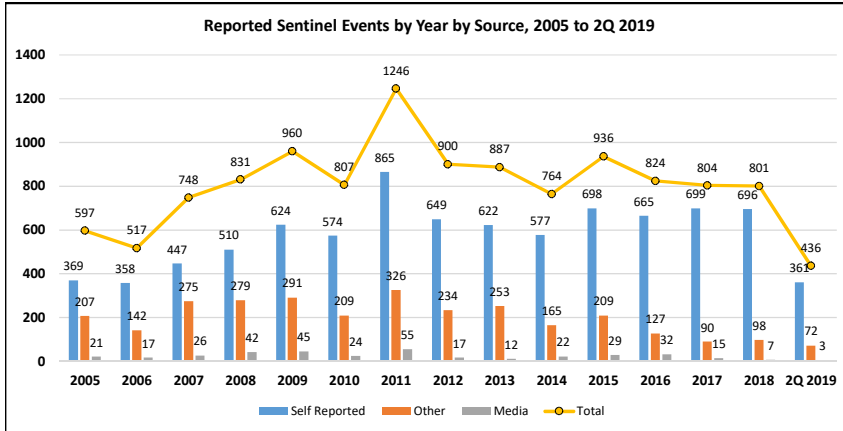


Summary Data of Sentinel Events Reviewed by The Joint Commission

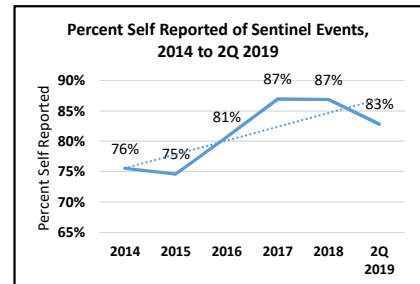
Data Limitations: The reporting of most sentinel events to The Joint Commission is voluntary and represents only a small proportion of actual events. Therefore, these data are not an epidemiologic data set and no conclusions should be drawn about the actual relative frequency of events or trends in events over time.

Total number of Sentinel Events reviewed by The Joint Commission 1995 through 2Q 2019 14925



Type of Sentinel Event	2016	2017	2018	2Q 2019
Anesthesia-Related Event	6	4	6	1
Care Management Events				
Clinical alarm response	0	0	1	1
Delay in treatment	62	74	61	6
Dialysis-related event	7	1	4	0
Fall	102	120	123	25
Infection related	7	3	2	2
Lab, radiology, pathology related events	9	7	5	1
Medication management	35	33	28	4
Other	0	0	0	20
Perinatal event	27	17	26	2
Pressure injury	0	0	3	0
Restraint related event	7	4	7	0
Severe maternal morbidity	17	21	12	3
Severe neonatal hyperbilirubinemia	1	1	0	0
Transition of care	2	0	0	0
Criminal Event	33	39	28	0
Environment Events				
Fire	16	17	20	7
Utility system failure	1	0	0	0
Other Unanticipated Event**	51	64	62	0
Product or Device Events	12	14	15	7
Protection Events				
Assault	0	0	1	7
Elopement	9	12	9	7
Homicide	0	0	0	1
Infant abduction	2	0	0	0
Infant discharge to wrong family	1	0	0	0
Other	0	0	0	2
Rape/sexual assault	0	0	3	5
Self-harm	30	27	34	16
Suicide	90	93	51	0
Suicide - emergency dept	0	0	2	3
Suicide - inpatient	0	0	13	19
Suicide - offsite w/in 72 hours	0	0	15	19
Surgical or Invasive Procedure Events				
Burns	0	0	0	3
Op/Post-op complication	50	22	18	6
Unintended retention of a foreign body	126	124	131	60
Wrong implant	0	0	1	3
Wrong patient	0	0	0	3
Wrong procedure	0	0	1	5
Wrong site	0	0	6	29
Wrong site surgery	121	104	105	0
Unable to Determine				
Unassigned***	0	3	6	168
Total	824	804	801	436

Sentinel Event Outcome 2005 through 2Q 2019	#	%
Patient death	6258	50.0%
Permanent harm	201	1.6%
Permanent loss of function	869	6.9%
Severe temporary harm	955	7.6%
Psychological impact	379	3.0%
Unexpected additional care	3146	25.1%
Unassigned***	52	0.4%
Unknown	5	0.0%
Other	655	5.2%
Total patients impacted****	12520	100.0%



*Other settings include: Disease Specific Care, Diagnostic Imaging, Hospice Care

**Other unanticipated event includes: Asphyxiation, Burn, Choked on food, Drowned, Found unresponsive

***Category unassigned at the time of report.

****Multiple patients may be impacted by a single event.