



Accreditation Program: Critical Access Hospital

National Patient Safety Goals

Goal 1

Improve the accuracy of patient identification.

NPSG.01.01.01

Use at least two patient identifiers when providing care, treatment, and services.

Rationale for NPSG.01.01.01

Wrong-patient errors occur in virtually all stages of diagnosis and treatment. The intent for this goal is two-fold: first, to reliably identify the individual as the person for whom the service or treatment is intended; second, to match the service or treatment to that individual. Acceptable identifiers may be the individual's name, an assigned identification number, telephone number, or other person-specific identifier.

Elements of Performance for NPSG.01.01.01




- | | | |
|----------|--|------------|
| M | <p>1. Use at least two patient identifiers when administering medications, blood, or blood components; when collecting blood samples and other specimens for clinical testing; and when providing treatments or procedures. The patient's room number or physical location is not used as an identifier. (See also NPSG.01.03.01, EP 1)</p> <p style="margin-left: 40px;"><i>Acute Care</i> <input checked="" type="checkbox"/> <i>Psychiatric</i> <input type="checkbox"/> <i>Physical Rehab</i> <input type="checkbox"/></p> | 3 C |
| | <p>2. Label containers used for blood and other specimens in the presence of the patient. (See also NPSG.01.03.01, EP 1)</p> <p style="margin-left: 40px;"><i>Acute Care</i> <input checked="" type="checkbox"/> <i>Psychiatric</i> <input type="checkbox"/> <i>Physical Rehab</i> <input type="checkbox"/></p> | 3 A |





KEY: **A** indicates scoring category A; **C** indicates scoring category C; **2** indicates situational decision rules apply; **3** indicates direct impact requirements apply; **M** indicates Measure of Success if needed; **D** indicates that documentation is required

NPSG.01.03.01

Eliminate transfusion errors related to patient misidentification.

Elements of Performance for NPSG.01.03.01

- | | | |
|----|--|--|
| 1. | Before initiating a blood or blood component transfusion:
- Match the blood or blood component to the order.
- Match the patient to the blood or blood component.
- Use a two-person verification process.
(See also NPSG.01.01.01, EPs 1 and 2)
Note: If two individuals are not available, an automated identification technology (for example, bar coding) may be used in place of one of the individuals.
<div style="margin-left: 20px;"> <i>Acute Care</i> <input checked="" type="checkbox"/> <i>Psychiatric</i> <input type="checkbox"/> <i>Physical Rehab</i> <input type="checkbox"/> </div> |  A |
| 2. | When using a two-person verification process, one individual conducting the identification verification is the qualified transfusionist who will administer the blood or blood component to the patient.
<div style="margin-left: 20px;"> <i>Acute Care</i> <input checked="" type="checkbox"/> <i>Psychiatric</i> <input type="checkbox"/> <i>Physical Rehab</i> <input type="checkbox"/> </div> |  A |
| 3. | When using a two-person verification process, the second individual conducting the identification verification is qualified to participate in the process, as determined by the critical access hospital.
<div style="margin-left: 20px;"> <i>Acute Care</i> <input checked="" type="checkbox"/> <i>Psychiatric</i> <input type="checkbox"/> <i>Physical Rehab</i> <input type="checkbox"/> </div> |  A |

KEY: **A** indicates scoring category A; **C** indicates scoring category C;  indicates situational decision rules apply;  indicates direct impact requirements apply;  indicates Measure of Success if needed;  indicates that documentation is required

Goal 2

Improve the effectiveness of communication among caregivers.

NPSG.02.03.01

Report critical results of tests and diagnostic procedures on a timely basis.

Rationale for NPSG.02.03.01

Critical results of tests and diagnostic procedures fall significantly outside the normal range and may indicate a life-threatening situation. The objective is to provide the responsible licensed caregiver these results within an established time frame so that the patient can be promptly treated.

Elements of Performance for NPSG.02.03.01

- | | |
|---|----------|
| <p>1. D Develop written procedures for managing the critical results of tests and diagnostic procedures that address the following:</p> <ul style="list-style-type: none"> - The definition of critical results of tests and diagnostic procedures - By whom and to whom critical results of tests and diagnostic procedures are reported - The acceptable length of time between the availability and reporting of critical results of tests and diagnostic procedures <p style="padding-left: 40px;"> <i>Acute Care</i> <input checked="" type="checkbox"/> <i>Psychiatric</i> <input type="checkbox"/> <i>Physical Rehab</i> <input type="checkbox"/> </p> | A |
| <p>2. Implement the procedures for managing the critical results of tests and diagnostic procedures.</p> <p style="padding-left: 40px;"> <i>Acute Care</i> <input checked="" type="checkbox"/> <i>Psychiatric</i> <input type="checkbox"/> <i>Physical Rehab</i> <input type="checkbox"/> </p> | A |
| <p>3. Evaluate the timeliness of reporting the critical results of tests and diagnostic procedures.</p> <p style="padding-left: 40px;"> <i>Acute Care</i> <input checked="" type="checkbox"/> <i>Psychiatric</i> <input type="checkbox"/> <i>Physical Rehab</i> <input type="checkbox"/> </p> | A |

KEY: **A** indicates scoring category A; **C** indicates scoring category C; **2** indicates situational decision rules apply; **3** indicates direct impact requirements apply; **M** indicates Measure of Success if needed; **D** indicates that documentation is required

Goal 3

Improve the safety of using medications.

NPSG.03.04.01

Label all medications, medication containers, and other solutions on and off the sterile field in perioperative and other procedural settings.

Note: Medication containers include syringes, medicine cups, and basins.


Rationale for NPSG.03.04.01


Medications or other solutions in unlabeled containers are unidentifiable. Errors, sometimes tragic, have resulted from medications and other solutions removed from their original containers and placed into unlabeled containers. This unsafe practice neglects basic principles of safe medication management, yet it is routine in many organizations.


The labeling of all medications, medication containers, and other solutions is a risk-reduction activity consistent with safe medication management. This practice addresses a recognized risk point in the administration of medications in perioperative and other procedural settings. Labels for medications and medication containers are also addressed at MM.05.01.09.





Elements of Performance for NPSG.03.04.01






- | | | |
|----|--|---|
| 1. | In perioperative and other procedural settings both on and off the sterile field, label medications and solutions that are not immediately administered. This applies even if there is only one medication being used.
Note: An immediately administered medication is one that an authorized staff member prepares or obtains, takes directly to a patient, and administers to that patient without any break in the process. Refer to NPSG.03.04.01, EP 5, for information on timing of labeling.



<i>Acute Care</i> <input checked="" type="checkbox"/> <i>Psychiatric</i> <input type="checkbox"/> <i>Physical Rehab</i> <input type="checkbox"/> |  |
| 2. | In perioperative and other procedural settings both on and off the sterile field, labeling occurs when any medication or solution is transferred from the original packaging to another container.

<i>Acute Care</i> <input checked="" type="checkbox"/> <i>Psychiatric</i> <input type="checkbox"/> <i>Physical Rehab</i> <input type="checkbox"/> |  |
| 3. | In perioperative and other procedural settings both on and off the sterile field, medication or solution labels include the following:
- Medication name
- Strength
- Quantity
- Diluent and volume (if not apparent from the container)
- Preparation date
- Expiration date when not used within 24 hours
- Expiration time when expiration occurs in less than 24 hours
Note: The date and time are not necessary for short procedures, as defined by the critical access hospital.

<i>Acute Care</i> <input checked="" type="checkbox"/> <i>Psychiatric</i> <input type="checkbox"/> <i>Physical Rehab</i> <input type="checkbox"/> |  |

KEY: **A** indicates scoring category A; **C** indicates scoring category C;  indicates situational decision rules apply;  indicates direct impact requirements apply;  indicates Measure of Success if needed;  indicates that documentation is required

- | | | |
|--------------------|---|---|
| <p>M 4.</p> | <p>Verify all medication or solution labels both verbally and visually. Verification is done by two individuals qualified to participate in the procedure whenever the person preparing the medication or solution is not the person who will be administering it.</p> <p><i>Acute Care</i> <input checked="" type="checkbox"/> <i>Psychiatric</i> <input type="checkbox"/> <i>Physical Rehab</i> <input type="checkbox"/></p> | <p> C</p> |
| <p>5.</p> | <p>Label each medication or solution as soon as it is prepared, unless it is immediately administered.</p> <p>Note: An immediately administered medication is one that an authorized staff member prepares or obtains, takes directly to a patient, and administers to that patient without any break in the process.</p> <p><i>Acute Care</i> <input checked="" type="checkbox"/> <i>Psychiatric</i> <input type="checkbox"/> <i>Physical Rehab</i> <input type="checkbox"/></p> | <p> A</p> |
| <p>6.</p> | <p>Immediately discard any medication or solution found unlabeled.</p> <p><i>Acute Care</i> <input checked="" type="checkbox"/> <i>Psychiatric</i> <input type="checkbox"/> <i>Physical Rehab</i> <input type="checkbox"/></p> | <p> A</p> |
| <p>7.</p> | <p>Remove all labeled containers on the sterile field and discard their contents at the conclusion of the procedure.</p> <p>Note: This does not apply to multiuse vials that are handled according to infection control practices.</p> <p><i>Acute Care</i> <input checked="" type="checkbox"/> <i>Psychiatric</i> <input type="checkbox"/> <i>Physical Rehab</i> <input type="checkbox"/></p> | <p> A</p> |
| <p>M 8.</p> | <p>All medications and solutions both on and off the sterile field and their labels are reviewed by entering and exiting staff responsible for the management of medications.</p> <p><i>Acute Care</i> <input checked="" type="checkbox"/> <i>Psychiatric</i> <input type="checkbox"/> <i>Physical Rehab</i> <input type="checkbox"/></p> | <p> C</p> |

KEY: **A** indicates scoring category A; **C** indicates scoring category C;  indicates situational decision rules apply;  indicates direct impact requirements apply; **M** indicates Measure of Success if needed; **D** indicates that documentation is required

NPSG.03.05.01

Reduce the likelihood of patient harm associated with the use of anticoagulant therapy.

Note: This requirement applies only to critical access hospitals that provide anticoagulant therapy and/or long-term anticoagulation prophylaxis (for example, atrial fibrillation) where the clinical expectation is that the patient’s laboratory values for coagulation will remain outside normal values. This requirement does not apply to routine situations in which short-term prophylactic anticoagulation is used for venous thrombo-embolism prevention (for example, related to procedures or hospitalization) and the clinical expectation is that the patient’s laboratory values for coagulation will remain within (or close to) normal values.

Rationale for NPSG.03.05.01

Anticoagulation therapy can be used as therapeutic treatment for a number of conditions, the most common of which are atrial fibrillation, deep vein thrombosis, pulmonary embolism, and mechanical heart valve implant. However, it is important to note that anticoagulation medications are more likely than others to cause harm due to complex dosing, insufficient monitoring, and inconsistent patient compliance. This National Patient Safety Goal has great potential to positively impact the safety of patients on this class of medications and result in better outcomes.

To achieve better patient outcomes, patient education is a vital component of an anticoagulation therapy program. Effective anticoagulation patient education includes face-to-face interaction with a trained professional who works closely with patients to be sure that they understand the risks involved with anticoagulation therapy, the precautions they need to take, and the need for regular International Normalized Ratio (INR) monitoring. The use of standardized practices for anticoagulation therapy that include patient involvement can reduce the risk of adverse drug events associated with heparin (unfractionated), low molecular weight heparin, and warfarin.

Elements of Performance for NPSG.03.05.01

- | | | |
|------|--|------------------|
| 1. | Use only oral unit-dose products, prefilled syringes, or premixed infusion bags when these types of products are available.
Note: For pediatric patients, prefilled syringe products should be used only if specifically designed for children.
<i>Acute Care</i> <input checked="" type="checkbox"/> <i>Psychiatric</i> <input type="checkbox"/> <i>Physical Rehab</i> <input type="checkbox"/> | ▲ ₃ A |
| M 2. | Use approved protocols for the initiation and maintenance of anticoagulant therapy.
<i>Acute Care</i> <input checked="" type="checkbox"/> <i>Psychiatric</i> <input type="checkbox"/> <i>Physical Rehab</i> <input type="checkbox"/> | ▲ ₃ C |
| 3. | Before starting a patient on warfarin, assess the patient’s baseline coagulation status; for all patients receiving warfarin therapy, use a current International Normalized Ratio (INR) to adjust this therapy. The baseline status and current INR are documented in the medical record.
<i>Acute Care</i> <input checked="" type="checkbox"/> <i>Psychiatric</i> <input type="checkbox"/> <i>Physical Rehab</i> <input type="checkbox"/> | ▲ ₃ A |
| 4. | Use authoritative resources to manage potential food and drug interactions for patients receiving warfarin.
<i>Acute Care</i> <input checked="" type="checkbox"/> <i>Psychiatric</i> <input type="checkbox"/> <i>Physical Rehab</i> <input type="checkbox"/> | ▲ ₃ A |
| 5. | When heparin is administered intravenously and continuously, use programmable pumps in order to provide consistent and accurate dosing.
<i>Acute Care</i> <input checked="" type="checkbox"/> <i>Psychiatric</i> <input type="checkbox"/> <i>Physical Rehab</i> <input type="checkbox"/> | ▲ ₃ A |

KEY: A indicates scoring category A; C indicates scoring category C; ▲ indicates situational decision rules apply; ▲₃ indicates direct impact requirements apply; M indicates Measure of Success if needed; D indicates that documentation is required

6. **D** A written policy addresses baseline and ongoing laboratory tests that are required for heparin and low molecular weight heparin therapies. **3** **A**
Acute Care *Psychiatric* *Physical Rehab*
- M** 7. Provide education regarding anticoagulant therapy to staff, patients, and families. Patient/family education includes the following: **3** **C**
 - The importance of follow-up monitoring
 - Compliance
 - Drug-food interactions
 - The potential for adverse drug reactions and interactions
Acute Care *Psychiatric* *Physical Rehab*
8. Evaluate anticoagulation safety practices, take action to improve practices, and measure the effectiveness of those actions in a time frame determined by the organization. **A**
Acute Care *Psychiatric* *Physical Rehab*

KEY: **A** indicates scoring category A; **C** indicates scoring category C; **2** indicates situational decision rules apply; **3** indicates direct impact requirements apply; **M** indicates Measure of Success if needed; **D** indicates that documentation is required

Goal 7

Reduce the risk of health care–associated infections.


NPSG.07.01.01




Comply with either the current Centers for Disease Control and Prevention (CDC) hand hygiene guidelines or the current World Health Organization (WHO) hand hygiene guidelines.

Rationale for NPSG.07.01.01

According to the Centers for Disease Control and Prevention, each year, millions of people acquire an infection while receiving care, treatment, and services in a health care organization. Consequently, health care-associated infections (HAIs) are a patient safety issue affecting all types of health care organizations. One of the most important ways to address HAIs is by improving the hand hygiene of health care staff. Compliance with the World Health Organization (WHO) or Centers for Disease Control and Prevention (CDC) hand hygiene guidelines will reduce the transmission of infectious agents by staff to patients, thereby decreasing the incidence of HAIs. To ensure compliance with this National Patient Safety Goal, an organization should assess its compliance with the CDC and/or WHO guidelines through a comprehensive program that provides a hand hygiene policy, fosters a culture of hand hygiene, and monitors compliance and provides feedback.

Elements of Performance for NPSG.07.01.01

- | | | |
|----|--|--|
| 1. | Implement a program that follows categories IA, IB, and IC of either the current Centers for Disease Control and Prevention (CDC) or the current World Health Organization (WHO) hand hygiene guidelines. (See also IC.01.04.01, EP 5) |  A |
| | <i>Acute Care</i> <input checked="" type="checkbox"/> <i>Psychiatric</i> <input type="checkbox"/> <i>Physical Rehab</i> <input type="checkbox"/> | |
| 2. | Set goals for improving compliance with hand hygiene guidelines. (See also IC.03.01.01, EP 3) | A |
| | <i>Acute Care</i> <input checked="" type="checkbox"/> <i>Psychiatric</i> <input type="checkbox"/> <i>Physical Rehab</i> <input type="checkbox"/> | |
| 3. | Improve compliance with hand hygiene guidelines based on established goals. | A |
| | <i>Acute Care</i> <input checked="" type="checkbox"/> <i>Psychiatric</i> <input type="checkbox"/> <i>Physical Rehab</i> <input type="checkbox"/> | |

KEY: **A** indicates scoring category A; **C** indicates scoring category C;  indicates situational decision rules apply;  indicates direct impact requirements apply;  indicates Measure of Success if needed;  indicates that documentation is required

NPSG.07.03.01

Implement evidence-based practices to prevent health care–associated infections due to multidrug-resistant organisms in critical access hospitals. Note: This requirement applies to, but is not limited to, epidemiologically important organisms such as methicillin-resistant staphylococcus aureus (MRSA), clostridium difficile (CDI), vancomycin-resistant enterococci (VRE), and multidrug-resistant gram-negative bacteria.

Rationale for NPSG.07.03.01

Patients continue to acquire health care–associated infections at an alarming rate. Risks and patient populations, however, differ between critical access hospitals. Therefore, prevention and control strategies must be tailored to the specific needs of each critical access hospital based on its risk assessment. The elements of performance for this requirement are designed to help reduce or prevent health care–associated infections from epidemiologically important multidrug-resistant organisms (MDROs).

Note: Hand hygiene, contact precautions, as well as cleaning and disinfecting patient care equipment and the patient’s environment are essential strategies for preventing the spread of health care–associated infections. Hand hygiene is addressed in NPSG.07.01.01. Contact precautions for patients with epidemiologically significant multidrug-resistant organisms (MDROs) are covered in IC.02.01.01, EP 3. Cleaning and disinfecting patient care equipment are addressed in IC.02.02.01.

Elements of Performance for NPSG.07.03.01

- | | | |
|----------|---|----------|
| | 1. Conduct periodic risk assessments (in time frames defined by the critical access hospital) for multidrug-resistant organism acquisition and transmission. (See also IC.01.03.01, EPs 1-5) | A |
| | <i>Acute Care</i> <input checked="" type="checkbox"/> <i>Psychiatric</i> <input type="checkbox"/> <i>Physical Rehab</i> <input type="checkbox"/> | |
| M | 2. Based on the results of the risk assessment, educate staff and licensed independent practitioners about health care–associated infections, multidrug-resistant organisms, and prevention strategies at hire and annually thereafter. Note: The education provided recognizes the diverse roles of staff and licensed independent practitioners and is consistent with their roles within the critical access hospital. | C |
| | <i>Acute Care</i> <input checked="" type="checkbox"/> <i>Psychiatric</i> <input type="checkbox"/> <i>Physical Rehab</i> <input type="checkbox"/> | |
| M | 3. Educate patients, and their families as needed, who are infected or colonized with a multidrug-resistant organism about health care–associated infection strategies. | C |
| | <i>Acute Care</i> <input checked="" type="checkbox"/> <i>Psychiatric</i> <input type="checkbox"/> <i>Physical Rehab</i> <input type="checkbox"/> | |
| | 4. Implement a surveillance program for multidrug-resistant organisms based on the risk assessment. Note: Surveillance may be targeted rather than critical access hospital-wide. | A |
| | <i>Acute Care</i> <input checked="" type="checkbox"/> <i>Psychiatric</i> <input type="checkbox"/> <i>Physical Rehab</i> <input type="checkbox"/> | |

KEY: **A** indicates scoring category A; **C** indicates scoring category C; **2** indicates situational decision rules apply; **3** indicates direct impact requirements apply; **M** indicates Measure of Success if needed; **D** indicates that documentation is required

5. Measure and monitor multidrug-resistant organism prevention processes and outcomes, including the following: **A**
- Multidrug-resistant organism infection rates using evidence-based metrics
 - Compliance with evidence-based guidelines or best practices
 - Evaluation of the education program provided to staff and licensed independent practitioners
- Note: Surveillance may be targeted rather than critical access hospital-wide.
- Acute Care* *Psychiatric* *Physical Rehab*
6. Provide multidrug-resistant organism process and outcome data to key stakeholders, including leaders, licensed independent practitioners, nursing staff, and other clinicians. **A**
- Acute Care* *Psychiatric* *Physical Rehab*
7. Implement policies and practices aimed at reducing the risk of transmitting multidrug-resistant organisms. These policies and practices meet regulatory requirements and are aligned with evidence-based standards (for example, the Centers for Disease Control and Prevention (CDC) and/or professional organization guidelines). **3 A**
- Acute Care* *Psychiatric* *Physical Rehab*
8. When indicated by the risk assessment, implement a laboratory-based alert system that identifies new patients with multidrug-resistant organisms. **3 A**
- Note: The alert system may use telephones, faxes, pagers, automated and secure electronic alerts, or a combination of these methods.
- Acute Care* *Psychiatric* *Physical Rehab*
9. When indicated by the risk assessment, implement an alert system that identifies readmitted or transferred patients who are known to be positive for multidrug-resistant organisms. **3 A**
- Note 1: The alert system information may exist in a separate electronic database or may be integrated into the admission system. The alert system may be either manual or electronic or a combination of both.
- Note 2: Each critical access hospital may define its own parameters in terms of time and clinical manifestation to determine which re-admitted patients require isolation.
- Acute Care* *Psychiatric* *Physical Rehab*

KEY: **A** indicates scoring category A; **C** indicates scoring category C; **2** indicates situational decision rules apply; **3** indicates direct impact requirements apply; **M** indicates Measure of Success if needed; **D** indicates that documentation is required

NPSG.07.04.01

Implement evidence-based practices to prevent central line–associated bloodstream infections.

Note: This requirement covers short- and long-term central venous catheters and peripherally inserted central catheter (PICC) lines.

Elements of Performance for NPSG.07.04.01

- | | | |
|----------|---|-------------------|
| M | <p>1. Educate staff and licensed independent practitioners who are involved in managing central lines about central line–associated bloodstream infections and the importance of prevention. Education occurs upon hire, annually thereafter, and when involvement in these procedures is added to an individual’s job responsibilities.</p> <p style="text-align: center;"><i>Acute Care</i> <input checked="" type="checkbox"/> <i>Psychiatric</i> <input type="checkbox"/> <i>Physical Rehab</i> <input type="checkbox"/></p> | C |
| M | <p>2. Prior to insertion of a central venous catheter, educate patients and, as needed, their families about central line–associated bloodstream infection prevention.</p> <p style="text-align: center;"><i>Acute Care</i> <input checked="" type="checkbox"/> <i>Psychiatric</i> <input type="checkbox"/> <i>Physical Rehab</i> <input type="checkbox"/></p> | C |
| M | <p>3. Implement policies and practices aimed at reducing the risk of central line–associated bloodstream infections. These policies and practices meet regulatory requirements and are aligned with evidence-based standards (for example, the Centers for Disease Control and Prevention (CDC) and/or professional organization guidelines).</p> <p style="text-align: center;"><i>Acute Care</i> <input checked="" type="checkbox"/> <i>Psychiatric</i> <input type="checkbox"/> <i>Physical Rehab</i> <input type="checkbox"/></p> | 3 C |
| | <p>4. Conduct periodic risk assessments for central line–associated bloodstream infections, monitor compliance with evidence-based practices, and evaluate the effectiveness of prevention efforts. The risk assessments are conducted in time frames defined by the critical access hospital, and this infection surveillance activity is critical access hospital-wide, not targeted.</p> <p style="text-align: center;"><i>Acute Care</i> <input checked="" type="checkbox"/> <i>Psychiatric</i> <input type="checkbox"/> <i>Physical Rehab</i> <input type="checkbox"/></p> | A |
| | <p>5. Provide central line–associated bloodstream infection rate data and prevention outcome measures to key stakeholders, including leaders, licensed independent practitioners, nursing staff, and other clinicians.</p> <p style="text-align: center;"><i>Acute Care</i> <input checked="" type="checkbox"/> <i>Psychiatric</i> <input type="checkbox"/> <i>Physical Rehab</i> <input type="checkbox"/></p> | A |
| M | <p>6. D Use a catheter checklist and a standardized protocol for central venous catheter insertion.</p> <p style="text-align: center;"><i>Acute Care</i> <input checked="" type="checkbox"/> <i>Psychiatric</i> <input type="checkbox"/> <i>Physical Rehab</i> <input type="checkbox"/></p> | 3 C |
| M | <p>7. Perform hand hygiene prior to catheter insertion or manipulation.</p> <p style="text-align: center;"><i>Acute Care</i> <input checked="" type="checkbox"/> <i>Psychiatric</i> <input type="checkbox"/> <i>Physical Rehab</i> <input type="checkbox"/></p> | 3 C |
| M | <p>8. For adult patients, do not insert catheters into the femoral vein unless other sites are unavailable.</p> <p style="text-align: center;"><i>Acute Care</i> <input checked="" type="checkbox"/> <i>Psychiatric</i> <input type="checkbox"/> <i>Physical Rehab</i> <input type="checkbox"/></p> | 3 C |
| M | <p>9. Use a standardized supply cart or kit that contains all necessary components for the insertion of central venous catheters.</p> <p style="text-align: center;"><i>Acute Care</i> <input checked="" type="checkbox"/> <i>Psychiatric</i> <input type="checkbox"/> <i>Physical Rehab</i> <input type="checkbox"/></p> | 3 C |

KEY: **A** indicates scoring category A; **C** indicates scoring category C; **2** indicates situational decision rules apply; **3** indicates direct impact requirements apply; **M** indicates Measure of Success if needed; **D** indicates that documentation is required

- M** 10. Use a standardized protocol for sterile barrier precautions during central venous catheter insertion. **3** **C**
Acute Care *Psychiatric* *Physical Rehab*
- M** 11. Use a chlorhexidine-based antiseptic for skin preparation during central venous catheter insertion in patients over 2 months of age, unless contraindicated. **3** **C**
Acute Care *Psychiatric* *Physical Rehab*
- M** 12. **D** Use a standardized protocol to disinfect catheter hubs and injection ports before accessing the ports. **3** **C**
Acute Care *Psychiatric* *Physical Rehab*
- M** 13. Evaluate all central venous catheters routinely and remove nonessential catheters. **3** **C**
Acute Care *Psychiatric* *Physical Rehab*

KEY: **A** indicates scoring category A; **C** indicates scoring category C; **2** indicates situational decision rules apply; **3** indicates direct impact requirements apply; **M** indicates Measure of Success if needed; **D** indicates that documentation is required

NPSG.07.05.01


Implement evidence-based practices for preventing surgical site infections.

Elements of Performance for NPSG.07.05.01





- | | | |
|----------|--|------------|
| M | <p>1. Educate staff and licensed independent practitioners involved in surgical procedures about surgical site infections and the importance of prevention. Education occurs upon hire, annually thereafter, and when involvement in surgical procedures is added to an individual’s job responsibilities.</p> <p style="text-align: center;"><i>Acute Care</i> <input checked="" type="checkbox"/> <i>Psychiatric</i> <input type="checkbox"/> <i>Physical Rehab</i> <input type="checkbox"/></p> | C |
| M | <p>2. Educate patients, and their families as needed, who are undergoing a surgical procedure about surgical site infection prevention.</p> <p style="text-align: center;"><i>Acute Care</i> <input checked="" type="checkbox"/> <i>Psychiatric</i> <input type="checkbox"/> <i>Physical Rehab</i> <input type="checkbox"/></p> | C |
| M | <p>3. Implement policies and practices aimed at reducing the risk of surgical site infections. These policies and practices meet regulatory requirements and are aligned with evidence-based guidelines (for example, the Centers for Disease Control and Prevention (CDC) and/or professional organization guidelines).</p> <p style="text-align: center;"><i>Acute Care</i> <input checked="" type="checkbox"/> <i>Psychiatric</i> <input type="checkbox"/> <i>Physical Rehab</i> <input type="checkbox"/></p> | 3 C |
| | <p>4. As part of the effort to reduce surgical site infections:</p> <ul style="list-style-type: none"> - Conduct periodic risk assessments for surgical site infections in a time frame determined by the critical access hospital. - Select surgical site infection measures using best practices or evidence-based guidelines. - Monitor compliance with best practices or evidence-based guidelines. - Evaluate the effectiveness of prevention efforts. <p>Note: Surveillance may be targeted to certain procedures based on the critical access hospital’s risk assessment.</p> <p style="text-align: center;"><i>Acute Care</i> <input checked="" type="checkbox"/> <i>Psychiatric</i> <input type="checkbox"/> <i>Physical Rehab</i> <input type="checkbox"/></p> | A |
| | <p>5. Measure surgical site infection rates for the first 30 days following procedures that do not involve inserting implantable devices and for the first year following procedures involving implantable devices. The critical access hospital’s measurement strategies follow evidence-based guidelines.</p> <p>Note: Surveillance may be targeted to certain procedures based on the critical access hospital’s risk assessment.</p> <p style="text-align: center;"><i>Acute Care</i> <input checked="" type="checkbox"/> <i>Psychiatric</i> <input type="checkbox"/> <i>Physical Rehab</i> <input type="checkbox"/></p> | A |
| | <p>6. Provide process and outcome (for example, surgical site infection rate) measure results to key stakeholders.</p> <p style="text-align: center;"><i>Acute Care</i> <input checked="" type="checkbox"/> <i>Psychiatric</i> <input type="checkbox"/> <i>Physical Rehab</i> <input type="checkbox"/></p> | A |
| M | <p>7. Administer antimicrobial agents for prophylaxis for a particular procedure or disease according to evidence-based best practices.</p> <p style="text-align: center;"><i>Acute Care</i> <input checked="" type="checkbox"/> <i>Psychiatric</i> <input type="checkbox"/> <i>Physical Rehab</i> <input type="checkbox"/></p> | 3 C |

KEY: **A** indicates scoring category A; **C** indicates scoring category C; **2** indicates situational decision rules apply; **3** indicates direct impact requirements apply; **M** indicates Measure of Success if needed; **D** indicates that documentation is required

8. When hair removal is necessary, use clippers or depilatories.
Note: Shaving is an inappropriate hair removal method.

 **A**

Acute Care *Psychiatric* *Physical Rehab*

KEY: **A** indicates scoring category A; **C** indicates scoring category C;  indicates situational decision rules apply;  indicates direct impact requirements apply;  indicates Measure of Success if needed;  indicates that documentation is required

Goal 8

Accurately and completely reconcile medications across the continuum of care.

NPSG.08.01.01

A process exists for comparing the patient's current medications with those ordered for the patient while under the care of the critical access hospital.

Note: This standard is not in effect at this time.

Rationale for NPSG.08.01.01

Patients are at high risk for harm from adverse drug events when communication about medications is not clear. The chance for communication errors increases whenever individuals involved in a patient's care change. Communicating about the medication list, making sure it is accurate, and reconciling any discrepancies whenever new medications are ordered or current medications are adjusted are essential to reducing the risk of transition-related adverse drug events.

Elements of Performance for NPSG.08.01.01

- | | |
|--|--------------------------|
| <p>M 1. D At the time the patient enters the critical access hospital or is admitted, a complete list of the medications the patient is taking at home (including dose, route, and frequency) is created and documented. The patient and, as needed, the family are involved in creating this list.</p> <p>Note: This element of performance is not in effect at this time.</p> <p style="text-align: center;"><i>Acute Care</i> <input checked="" type="checkbox"/> <i>Psychiatric</i> <input type="checkbox"/> <i>Physical Rehab</i> <input type="checkbox"/></p> | <p>3 C</p> |
| <p>M 2. The medications ordered for the patient while under the care of the critical access hospital are compared to those on the list created at the time of entry to the critical access hospital or admission.</p> <p>Note: This element of performance is not in effect at this time.</p> <p style="text-align: center;"><i>Acute Care</i> <input checked="" type="checkbox"/> <i>Psychiatric</i> <input type="checkbox"/> <i>Physical Rehab</i> <input type="checkbox"/></p> | <p>3 C</p> |
| <p>M 3. Any discrepancies (that is, omissions, duplications, adjustments, deletions, additions) are reconciled and documented while the patient is under the care of the critical access hospital.</p> <p>Note: This element of performance is not in effect at this time.</p> <p style="text-align: center;"><i>Acute Care</i> <input checked="" type="checkbox"/> <i>Psychiatric</i> <input type="checkbox"/> <i>Physical Rehab</i> <input type="checkbox"/></p> | <p>3 C</p> |
| <p>M 4. When the patient's care is transferred within the critical access hospital (for example, from the ICU to a floor), the current provider(s) informs the receiving provider(s) about the up-to-date reconciled medication list and documents the communication.</p> <p>Note 1: Updating the status of a patient's medications is also an important component of all patient care hand-offs.</p> <p>Note 2: This element of performance is not in effect at this time.</p> <p style="text-align: center;"><i>Acute Care</i> <input checked="" type="checkbox"/> <i>Psychiatric</i> <input type="checkbox"/> <i>Physical Rehab</i> <input type="checkbox"/></p> | <p>3 C</p> |

KEY: **A** indicates scoring category A; **C** indicates scoring category C; **2** indicates situational decision rules apply; **3** indicates direct impact requirements apply; **M** indicates Measure of Success if needed; **D** indicates that documentation is required

NPSG.08.02.01

When a patient is referred to or transferred from one critical access hospital to another, the complete and reconciled list of medications is communicated to the next provider of service, and the communication is documented. Alternatively, when a patient leaves the critical access hospital's care to go directly to his or her home, the complete and reconciled list of medications is provided to the patient's known primary care provider, the original referring provider, or a known next provider of service.


Note 1: When the next provider of service is unknown or when no known formal relationship is planned with a next provider, giving the patient and, as needed, the family the list of reconciled medications is sufficient.



Note 2: This standard is not in effect at this time.

Rationale for NPSG.08.02.01

The accurate communication of a patient's reconciled medication list to the next provider of service reduces the risk of transition-related adverse drug events. The communication enables the next provider of service to receive thorough knowledge of the patient's medications and to safely order/prescribe other medications that may be needed. This communication is especially important at transitions in care when a patient is referred or transferred from one organization to another.

Elements of Performance for NPSG.08.02.01

- | | | | |
|----------|---|---|----------|
| M | 1. The patient's most current reconciled medication list is communicated to the next provider of service, either within or outside the critical access hospital. The communication between providers is documented.
Note: This element of performance is not in effect at this time.
<div style="margin-left: 40px;"> <i>Acute Care</i> <input checked="" type="checkbox"/> <i>Psychiatric</i> <input type="checkbox"/> <i>Physical Rehab</i> <input type="checkbox"/> </div> |  | C |
| M | 2. At the time of transfer, the transferring critical access hospital informs the next provider of service how to obtain clarification on the list of reconciled medications.
Note: This element of performance is not in effect at this time.
<div style="margin-left: 40px;"> <i>Acute Care</i> <input checked="" type="checkbox"/> <i>Psychiatric</i> <input type="checkbox"/> <i>Physical Rehab</i> <input type="checkbox"/> </div> | | C |

KEY: **A** indicates scoring category A; **C** indicates scoring category C;  indicates situational decision rules apply;  indicates direct impact requirements apply; **M** indicates Measure of Success if needed; **D** indicates that documentation is required

NPSG.08.03.01

When a patient leaves the critical access hospital’s care, a complete and reconciled list of the patient’s medications is provided directly to the patient and, as needed, the family, and the list is explained to the patient and/or family.

Note: This standard is not in effect at this time.

Rationale for NPSG.08.03.01

The accurate communication of the patient’s medication list to the patient and, as needed, the family, reduces the risk of transition-related adverse drug events. A thorough knowledge of the patient’s medications is essential for the patient’s primary care provider or next provider of service to manage the subsequent stages of care for the patient.

Elements of Performance for NPSG.08.03.01

- M** 1. **D** When the patient leaves the critical access hospital’s care, the current list of reconciled medications is provided and explained to the patient and, as needed, the family. This interaction is documented. **C**

Note 1: Patients and families are reminded to discard old lists and to update any records with all medication providers or retail pharmacies.

Note 2: This element of performance is not in effect at this time.

Acute Care Psychiatric Physical Rehab

NPSG.08.04.01

In settings where medications are used minimally, or prescribed for a short duration, modified medication reconciliation processes are performed.





Note 1: This requirement does not apply to critical access hospitals that do not administer medications. It may be important for health care organizations to know which types of medications their patients are taking because these medications could affect the care, treatment, and services provided.



Note 2: This standard is not in effect at this time.

Rationale for NPSG.08.04.01

A number of patient care settings exist in which medications are not used, are used minimally, or are prescribed for only a short duration. This includes areas such as the emergency department, urgent and emergent care, convenient care, office-based surgery, outpatient radiology, ambulatory care, and behavioral health care. In these settings, obtaining a list of the patient’s original, known, and current medications that he or she is taking at home is still important; however, obtaining information on the dose, route, and frequency of use is not required.

Elements of Performance for NPSG.08.04.01

- | | | |
|----------|--|--|
| M | <p>1. The critical access hospital obtains and documents an accurate list of the patient’s current medications and known allergies in order to safely prescribe any setting-specific medications (for example, intravenous contrast media, local anesthesia, antibiotics) and to assess for potential allergic or adverse drug reactions.
 Note: This element of performance is not in effect at this time.</p> <p style="text-align: center;"> <i>Acute Care</i> <input checked="" type="checkbox"/> <i>Psychiatric</i> <input type="checkbox"/> <i>Physical Rehab</i> <input type="checkbox"/> </p> |  C |
| M | <p>2. D When only short-term medications (for example, a preprocedure medication or a short-term course of an antibiotic) will be prescribed and no changes are made to the patient’s current medication list, the patient and, as needed, the family are provided with a list containing the short-term medication additions that the patient will continue after leaving the critical access hospital.
 Note 1: This list of new short-term medications is not considered to be part of the original, known, and current medication list. When patients leave these settings, a list of the original, known, and current medications does not need to be provided, unless the patient is assessed to be confused or unable to comprehend adequately. In this case, the patient’s family is provided both medication lists and the circumstances are documented.
 Note 2: This element of performance is not in effect at this time.</p> <p style="text-align: center;"> <i>Acute Care</i> <input checked="" type="checkbox"/> <i>Psychiatric</i> <input type="checkbox"/> <i>Physical Rehab</i> <input type="checkbox"/> </p> |  C |
| M | <p>3. In these settings, a complete, documented medication reconciliation process is used when: Any new long-term (chronic) medications are prescribed.
 Note: This element of performance is not in effect at this time.</p> <p style="text-align: center;"> <i>Acute Care</i> <input checked="" type="checkbox"/> <i>Psychiatric</i> <input type="checkbox"/> <i>Physical Rehab</i> <input type="checkbox"/> </p> |  C |
| M | <p>4. In these settings, a complete, documented medication reconciliation process is used when: There is a prescription change for any of the patient’s current, known long-term medications.
 Note: This element of performance is not in effect at this time.</p> <p style="text-align: center;"> <i>Acute Care</i> <input checked="" type="checkbox"/> <i>Psychiatric</i> <input type="checkbox"/> <i>Physical Rehab</i> <input type="checkbox"/> </p> |  C |

KEY: **A** indicates scoring category A; **C** indicates scoring category C;  indicates situational decision rules apply;  indicates direct impact requirements apply; **M** indicates Measure of Success if needed; **D** indicates that documentation is required

- M** 5. In these settings, a complete, documented medication reconciliation process is used when: The patient is required to be subsequently admitted to an organization from these settings for ongoing care. **3** **C**
Note: This element of performance is not in effect at this time.
Acute Care *Psychiatric* *Physical Rehab*
- M** 6. When a complete, documented, medication reconciliation is required in any of these settings, the complete list of reconciled medications is provided to the patient, and their family as needed, and to the patient's known primary care provider or original referring provider or a known next provider of service. **3** **C**
Note: This element of performance is not in effect at this time.
Acute Care *Psychiatric* *Physical Rehab*

KEY: **A** indicates scoring category A; **C** indicates scoring category C; **2** indicates situational decision rules apply; **3** indicates direct impact requirements apply; **M** indicates Measure of Success if needed; **D** indicates that documentation is required

Introduction to the Universal Protocol for Preventing Wrong Site, Wrong Procedure, and Wrong Person Surgery™

The Universal Protocol applies to all surgical and nonsurgical invasive procedures. Evidence indicates that procedures that place the patient at the most risk include those that involve general anesthesia or deep sedation, although other procedures may also affect patient safety. Critical access hospitals can enhance safety by correctly identifying the patient, the appropriate procedure, and the correct site of the procedure.

The Universal Protocol is based on the following principles:

- Wrong-person, wrong-site, and wrong-procedure surgery can and must be prevented.
- A robust approach using multiple, complementary strategies is necessary to achieve the goal of always conducting the correct procedure on the correct person, at the correct site.
- Active involvement and use of effective methods to improve communication among all members of the procedure team are important for success.
- To the extent possible, the patient and, as needed, the family are involved in the process.
- Consistent implementation of a standardized protocol is most effective in achieving safety.

The Universal Protocol is implemented most successfully in critical access hospitals with a culture that promotes teamwork and where all individuals feel empowered to protect patient safety. A critical access hospital should consider its culture when designing processes to meet the Universal Protocol. In some critical access hospitals, it may be necessary to be more prescriptive on certain elements of the Universal Protocol or to create processes that are not specifically addressed within these requirements.

Critical access hospitals should identify the timing and location of the preprocedure verification and site marking based on what works best for their own unique circumstances. The frequency and scope of the preprocedure verification will depend on the type and complexity of the procedure. The three components of the Universal Protocol are not necessarily presented in chronological order (although the preprocedure verification and site marking precede the final verification in the time out). Preprocedure verification, site marking, and the time-out procedures should be as consistent as possible throughout the critical access hospital.

Note: Site marking is not required when the individual doing the procedure is continuously with the patient from the time of the decision to do the procedure through to the performance of the procedure.

KEY: **A** indicates scoring category A; **C** indicates scoring category C; **2** indicates situational decision rules apply; **3** indicates direct impact requirements apply; **M** indicates Measure of Success if needed; **D** indicates that documentation is required

UP.01.01.01

Conduct a preprocedure verification process.

Rationale for UP.01.01.01

Critical access hospitals should always make sure that any procedure is what the patient needs and is performed on the right person. The frequency and scope of the verification process will depend on the type and complexity of the procedure.

The preprocedure verification is an ongoing process of information gathering and confirmation. The purpose of the preprocedure verification process is to make sure that all relevant documents and related information or equipment are:




- Available prior to the start of the procedure
- Correctly identified, labeled, and matched to the patient’s identifiers
- Reviewed and are consistent with the patient’s expectations and with the team’s understanding of the intended patient, procedure, and site





Preprocedure verification may occur at more than one time and place before the procedure. It is up to the critical access hospital to decide when this information is collected and by which team member, but it is best to do it when the patient can be involved. Possibilities include the following:

- When the procedure is scheduled
- At the time of preadmission testing and assessment
- At the time of admission or entry into the facility for a procedure
- Before the patient leaves the preprocedure area or enters the procedure room

Missing information or discrepancies are addressed before starting the procedure.

Elements of Performance for UP.01.01.01

- | | | |
|----|---|--|
| 1. | Implement a preprocedure process to verify the correct procedure, for the correct patient, at the correct site.
Note: The patient is involved in the verification process when possible.
<i>Acute Care</i> <input checked="" type="checkbox"/> <i>Psychiatric</i> <input type="checkbox"/> <i>Physical Rehab</i> <input type="checkbox"/> |  A |
| 2. |  Identify the items that must be available for the procedure and use a standardized list to verify their availability. At a minimum, these items include the following:
- Relevant documentation (for example, history and physical, signed procedure consent form, nursing assessment, and preanesthesia assessment)
- Labeled diagnostic and radiology test results (for example, radiology images and scans, or pathology and biopsy reports) that are properly displayed
- Any required blood products, implants, devices, and/or special equipment for the procedure
Note: The expectation of this element of performance is that the standardized list is available and is used consistently during the preprocedure verification. It is not necessary to document that the standardized list was used for each patient.
<i>Acute Care</i> <input checked="" type="checkbox"/> <i>Psychiatric</i> <input type="checkbox"/> <i>Physical Rehab</i> <input type="checkbox"/> |  A |

KEY: **A** indicates scoring category A; **C** indicates scoring category C;  indicates situational decision rules apply;  indicates direct impact requirements apply;  indicates Measure of Success if needed;  indicates that documentation is required

3. Match the items that are to be available in the procedure area to the patient.

Acute Care *Psychiatric* *Physical Rehab*

A

KEY: **A** indicates scoring category A; **C** indicates scoring category C; **2** indicates situational decision rules apply; **3** indicates direct impact requirements apply; **M** indicates Measure of Success if needed; **D** indicates that documentation is required

Introduction to UP.01.02.01

Wrong site surgery should never happen. Yet it is an ongoing problem in health care that compromises patient safety. Marking the procedure site is one way to protect patients; patient safety is enhanced when a consistent marking process is used throughout the critical access hospital. Site marking is done to prevent errors when there is more than one possible location for a procedure. Examples include different limbs, fingers and toes, lesions, level of the spine, and organs. In cases where bilateral structures are removed (such as tonsils or ovaries) the site does not need to be marked.

Responsibility for marking the procedure site is a hotly debated topic. One position is that since the licensed independent practitioner is accountable for the procedure, he or she should mark the site. Another position is that other individuals should be able to mark the site in the interests of work flow and efficiency.

There is no evidence that patient safety is affected by the job function of the individual who marks the site. The incidence of wrong-site surgery is low enough that it is unlikely that valid data on this subject will ever be available. Furthermore, there is no clear consensus in the field on who should mark the site. Rather than remaining silent on the subject of site marking, The Joint Commission sought a solution that supports the purpose of the site mark. The mark is a communication tool about the patient for members of the team. Therefore, the individual who knows the most about the patient should mark the site. In most cases, that will be the person performing the procedure.

Recognizing the complexities of the work processes supporting invasive procedures, The Joint Commission believes that delegation of site marking to another individual is acceptable in limited situations as long as the individual is familiar with the patient and involved in the procedure. These include:

- Individuals who are permitted through a residency program to participate in the procedure
- A licensed individual who performs duties requiring collaborative or supervisory agreements with a licensed independent practitioner. These individuals include advanced practice registered nurses (APRNs) and physician assistants (Pas).

The licensed independent practitioner remains fully accountable for all aspects of the procedure even when site marking is delegated.

UP.01.02.01

Mark the procedure site.

Elements of Performance for UP.01.02.01

- | | | | |
|----------|----|--|-------------------|
| M | 1. | Identify those procedures that require marking of the incision or insertion site. At a minimum, sites are marked when there is more than one possible location for the procedure and when performing the procedure in a different location would negatively affect quality or safety.
Note: For spinal procedures, in addition to preoperative skin marking of the general spinal region, special intraoperative imaging techniques may be used for locating and marking the exact vertebral level.
<i>Acute Care</i> <input checked="" type="checkbox"/> <i>Psychiatric</i> <input type="checkbox"/> <i>Physical Rehab</i> <input type="checkbox"/> | 3 C |
| M | 2. | Mark the procedure site before the procedure is performed and, if possible, with the patient involved.
<i>Acute Care</i> <input checked="" type="checkbox"/> <i>Psychiatric</i> <input type="checkbox"/> <i>Physical Rehab</i> <input type="checkbox"/> | 3 C |

KEY: **A** indicates scoring category A; **C** indicates scoring category C; **2** indicates situational decision rules apply; **3** indicates direct impact requirements apply; **M** indicates Measure of Success if needed; **D** indicates that documentation is required

- M** 3. The procedure site is marked by a licensed independent practitioner who is ultimately accountable for the procedure and will be present when the procedure is performed. In limited circumstances, the licensed independent practitioner may delegate site marking to an individual who is permitted by the organization to participate in the procedure and has the following qualifications:
- An individual in a medical residency program who is being supervised by the licensed independent practitioner performing the procedure; who is familiar with the patient; and who will be present when the procedure is performed
 - A licensed individual who performs duties requiring a collaborative agreement or supervisory agreement with the licensed independent practitioner performing the procedure (that is, an advanced practice registered nurse (A.P.R.N.) or physician assistant (P.A.)); who is familiar with the patient; and who will be present when the procedure is performed.
- Acute Care* *Psychiatric* *Physical Rehab*
- 3** **C**
4. The method of marking the site and the type of mark is unambiguous and is used consistently throughout the critical access hospital.
- Note: The mark is made at or near the procedure site and is sufficiently permanent to be visible after skin preparation and draping. Adhesive markers are not the sole means of marking the site.
- Acute Care* *Psychiatric* *Physical Rehab*
- 3** **A**
- D** 5. A written, alternative process is in place for patients who refuse site marking or when it is technically or anatomically impossible or impractical to mark the site (for example, mucosal surfaces or perineum).
- Note: Examples of other situations that involve alternative processes include:
- Minimal access procedures treating a lateralized internal organ, whether percutaneous or through a natural orifice
 - Interventional procedure cases for which the catheter/instrument insertion site is not predetermined (for example, cardiac catheterization, pacemaker insertion)
 - Teeth
 - Premature infants, for whom the mark may cause a permanent tattoo
- Acute Care* *Psychiatric* *Physical Rehab*
- 3** **A**

UP.01.03.01

A time-out is performed before the procedure.

Rationale for UP.01.03.01

The purpose of the time-out is to conduct a final assessment that the correct patient, site, and procedure are identified. This requirement focuses on those minimum features of the time-out. Some believe that it is important to conduct the time-out before anesthesia for several reasons, including involvement of the patient. A critical access hospital may conduct the time-out before anesthesia or may add another time-out at that time. During a time-out, activities are suspended to the extent possible so that team members can focus on active confirmation of the patient, site, and procedure.

A designated member of the team initiates the time-out and it includes active communication among all relevant members of the procedure team. The procedure is not started until all questions or concerns are resolved. The time-out is most effective when it is conducted consistently across the critical access hospital.

Elements of Performance for UP.01.03.01

- | | | |
|----------|--|----------|
| | 1. Conduct a time-out immediately before starting the invasive procedure or making the incision. <div style="margin-left: 20px;"> <i>Acute Care</i> <input checked="" type="checkbox"/> <i>Psychiatric</i> <input type="checkbox"/> <i>Physical Rehab</i> <input type="checkbox"/> </div> | A |
| | 2. The time-out has the following characteristics: <ul style="list-style-type: none"> - It is standardized, as defined by the critical access hospital. - It is initiated by a designated member of the team. - It involves the immediate members of the procedure team, including the individual performing the procedure, the anesthesia providers, the circulating nurse, the operating room technician, and other active participants who will be participating in the procedure from the beginning. <div style="margin-left: 20px;"> <i>Acute Care</i> <input checked="" type="checkbox"/> <i>Psychiatric</i> <input type="checkbox"/> <i>Physical Rehab</i> <input type="checkbox"/> </div> | A |
| | 3. When two or more procedures are being performed on the same patient, and the person performing the procedure changes, perform a time-out before each procedure is initiated. <div style="margin-left: 20px;"> <i>Acute Care</i> <input checked="" type="checkbox"/> <i>Psychiatric</i> <input type="checkbox"/> <i>Physical Rehab</i> <input type="checkbox"/> </div> | A |
| | 4. During the time-out, the team members agree, at a minimum, on the following: <ul style="list-style-type: none"> - Correct patient identity - The correct site - The procedure to be done <div style="margin-left: 20px;"> <i>Acute Care</i> <input checked="" type="checkbox"/> <i>Psychiatric</i> <input type="checkbox"/> <i>Physical Rehab</i> <input type="checkbox"/> </div> | A |
| M | 5. Document the completion of the time-out.
Note: The critical access hospital determines the amount and type of documentation. <div style="margin-left: 20px;"> <i>Acute Care</i> <input checked="" type="checkbox"/> <i>Psychiatric</i> <input type="checkbox"/> <i>Physical Rehab</i> <input type="checkbox"/> </div> | C |

KEY: **A** indicates scoring category A; **C** indicates scoring category C; indicates situational decision rules apply; indicates direct impact requirements apply; **M** indicates Measure of Success if needed; **D** indicates that documentation is required