





The Joint Commission

Accreditation Program: Long Term Care
Life Safety

Standard LS.01.01.01

The organization designs and manages the physical environment to comply with the Life Safety Code.







Elements of Performance for LS.01.01.01



- | | | |
|----|--|---|
| 1. | The organization assigns an individual(s) to assess compliance with the Life Safety Code, complete the electronic Statement of Conditions (e-SOC), and manage the resolution of deficiencies. | A |
| 2. | <p>D The organization maintains a current electronic Statement of Conditions (e-SOC).
 Note: The e-SOC is available to each organization through The Joint Commission Connect™ extranet site.</p> | <p> A</p> |
| 3. | When the organization plans to resolve a deficiency through a Plan for Improvement (PFI), the organization meets the time frames identified in the PFI accepted by The Joint Commission. (See also LS.01.02.01, EPs 1-14) | <p> A</p> |



Standard LS.01.02.01

The organization protects occupants during periods when the Life Safety Code is not met or during periods of construction.

Elements of Performance for LS.01.02.01

- | | | |
|-------------|---|---|
| 1. | <p>D The organization notifies the fire department (or other emergency response group) and initiates a fire watch when a fire alarm or sprinkler system is out of service more than 4 hours in a 24-hour period in an occupied building. Notification and fire watch times are documented. (For full text and any exceptions, refer to NFPA 101-2000: 9.6.1.8 and 9.7.6.1) (See also LS.01.01.01, EP 3)</p> | <p> A</p> |
| 2. | The organization posts signage identifying the location of alternative exits to everyone affected. (See also LS.01.01.01, EP 3) | <p> A</p> |
| 3. | <p>D The organization has a written interim life safety measure (ILSM) policy that covers situations when Life Safety Code deficiencies cannot be immediately corrected or during periods of construction. The policy includes criteria for evaluating when and to what extent the organization follows special measures to compensate for increased life safety risk.(See also LS.01.01.01, EP 3)</p> | <p> A</p> |
| M 4. | When the organization identifies Life Safety Code deficiencies that cannot be immediately corrected or during periods of construction, the organization does the following: Inspects exits in affected areas on a daily basis. The need for these inspections is based on criteria in the organization's interim life safety measure (ILSM) policy. (See also LS.01.01.01, EP 3) | <p> C</p> |
| 5. | When the organization identifies Life Safety Code deficiencies that cannot be immediately corrected or during periods of construction, the organization does the following: Provides temporary but equivalent fire alarm and detection systems for use when a fire system is impaired. The need for equivalent systems is based on criteria in the organization's interim life safety measure (ILSM) policy. (See also LS.01.01.01, EP 3) | <p> A</p> |
| 6. | When the organization identifies Life Safety Code deficiencies that cannot be immediately corrected or during periods of construction, the organization does the following: Provides additional firefighting equipment. The need for this equipment is based on criteria in the organization's interim life safety measure (ILSM) policy. (See also LS.01.01.01, EP 3) | <p> A</p> |

KEY: **A** indicates scoring category A; **C** indicates scoring category C;  indicates situational decision rules apply;  indicates direct impact requirements apply; **M** indicates Measure of Success if needed; **D** indicates that documentation is required

- | | | | |
|----------|-----|---|--|
| | 7. | When the organization identifies Life Safety Code deficiencies that cannot be immediately corrected or during periods of construction, the organization does the following: Uses temporary construction partitions that are smoke-tight, or made of noncombustible or limited-combustible material that will not contribute to the development or spread of fire. The need for these partitions is based on criteria in the organization's interim life safety measure (ILSM) policy. (See also LS.01.01.01, EP 3) | A |
| M | 8. | When the organization identifies Life Safety Code deficiencies that cannot be immediately corrected or during periods of construction, the organization does the following: Increases surveillance of buildings, grounds, and equipment, giving special attention to construction areas and storage, excavation, and field offices. The need for increased surveillance is based on criteria in the organization's interim life safety measure (ILSM) policy. (See also LS.01.01.01, EP 3) | C |
| M | 9. | When the organization identifies Life Safety Code deficiencies that cannot be immediately corrected or during periods of construction, the organization does the following: Enforces storage, housekeeping, and debris-removal practices that reduce the building's flammable and combustible fire load to the lowest feasible level. The need for these practices is based on criteria in the organization's interim life safety measure (ILSM) policy. (See also LS.01.01.01, EP 3) | C |
| | 10. | When the organization identifies Life Safety Code deficiencies that cannot be immediately corrected or during periods of construction, the organization does the following: Provides additional training to those who work in the organization on the use of firefighting equipment. The need for additional training is based on criteria in the organization's interim life safety measure (ILSM) policy. (See also LS.01.01.01, EP 3) | A |
| | 11. | When the organization identifies Life Safety Code deficiencies that cannot be immediately corrected or during periods of construction, the organization does the following: Conducts one additional fire drill per shift per quarter. The need for additional drills is based on criteria in the organization's interim life safety measure (ILSM) policy. (See also EC.02.03.03, EP 1; LS.01.01.01, EP 3) | A |
| M | 12. | D When the organization identifies Life Safety Code deficiencies that cannot be immediately corrected or during periods of construction, the organization does the following: Inspects and tests temporary systems monthly. The completion date of the tests is documented. The need for these inspections and tests is based on criteria in the organization's interim life safety measure (ILSM) policy. (See also LS.01.01.01, EP 3) | C |
| | 13. | The organization conducts education to promote awareness of building deficiencies, construction hazards, and temporary measures implemented to maintain fire safety. The need for education is based on criteria in the organization's interim life safety measure (ILSM) policy. (See also LS.01.01.01, EP 3) |  A |
| M | 14. | The organization trains those who work in the organization to compensate for impaired structural or compartmental fire safety features. The need for training is based on criteria in the organization's interim life safety measure (ILSM) policy. (See also LS.01.01.01, EP 3)
Note: Compartmentalization is the concept of using various building components (for example, fire-rated walls and doors, smoke barriers, fire-rated floor slabs) to prevent the spread of fire and the products of combustion so as to provide a safe means of egress to an approved exit. The presence of these features varies, depending on the building occupancy classification. |  C |

Standard LS.02.01.10



Building and fire protection features are designed and maintained to minimize the effects of fire, smoke, and heat.





Rationale for LS.02.01.10

A building should be designed, constructed, and maintained in order to minimize danger from the effects of fire, including smoke, heat, and toxic gases. The structural characteristics of the building, as well as its age, determine the types of fire protection features that are needed. The features covered in this standard include the structure, automatic sprinkler systems, building separations, and doors.

Note: When remodeling or designing a new building, the organization should also satisfy any requirements of other codes and standards (local, state, or federal) that may be more stringent than the Life Safety Code. Also, the Life Safety Code contains special considerations for minor and major renovation.

Elements of Performance for LS.02.01.10

- | | | |
|----|---|--|
| 1. | Buildings meet requirements for height and construction type in accordance with NFPA 101-2000: 18/19.1.6.2. |  A |
| 2. | New buildings contain approved automatic sprinkler systems, and existing buildings contain approved automatic sprinkler systems as required by the construction type. (For full text and any exceptions, refer to NFPA 101-2000: 18.3.5.1 and 19.1.6.2) |  A |
| 3. | Walls that are fire rated for 2 hours (such as common walls between buildings and occupancy separation walls within buildings) extend from the floor slab to the floor or roof slab above and extend from exterior wall to exterior wall. (For full text and any exceptions, refer to NFPA 101-2000: 8.2.2.2) | A |
| 4. | Openings in 2-hour fire-rated walls are fire rated for 1 1/2 hours. (See also LS.02.01.20, EP 3; LS.02.01.30, EP 1) (For full text and any exceptions, refer to NFPA 101-2000: 8.2.3.2.3.1) | A |
| 5. | Doors required to be fire rated have functioning hardware, including positive latching devices and self-closing or automatic-closing devices. Gaps between meeting edges of door pairs are no more than 1/8 inch wide, and undercuts are no larger than 3/4 inch. (See also LS.02.01.30, EP 2; LS.02.01.34, EP 2) (For full text and any exceptions, refer to NFPA 101-2000: 8.2.3.2.3.1, 8.2.3.2.1 and NFPA 80-1999: 2-4.4.3, 2-3.1.7, and 1-11.4) | C |
| 6. | Doors that are fire rated do not have unapproved protective plates that are higher than 16 inches above the bottom of the door. Note: Doors for hazardous rooms may have nonrated protective plates that are placed no higher than 48 inches from the bottom of the door. (For full text and any exceptions, refer to NFPA 80-1999: 2-4.5 and NFPA 101-2000: 19.3.2.1) | C |
| 7. | Doors requiring a fire rating of 3/4 hour or longer are free of coverings, decorations, or other objects applied to the door face, with the exception of informational signs. (For full text and any exceptions, refer to NFPA 80-1999: 1-3.5) | C |
| 8. | Ducts that penetrate a 2-hour fire-rated separation are protected by dampers that are fire-rated for 1 1/2 hours. (For full text and any exceptions, refer to NFPA 101-2000: 8.2.3.2.4.1 and NFPA 90A-1999: 3-3.1) | A |
| 9. | The space around pipes, conduits, bus ducts, cables, wires, air ducts, or pneumatic tubes that penetrate fire-rated walls and floors are protected with an approved fire-rated material.
Note: Polyurethane expanding foam is not an accepted fire-rated material for this purpose. (For full text and any exceptions, refer to NFPA 101-2000: 8.2.3.2.4.2) | C |

KEY: **A** indicates scoring category A; **C** indicates scoring category C;  indicates situational decision rules apply;  indicates direct impact requirements apply;  indicates Measure of Success if needed;  indicates that documentation is required

10. The organization meets all other Life Safety Code requirements related to NFPA 101-2000: 18/19.1.

C

Standard LS.02.01.20



The organization maintains the integrity of the means of egress.





Rationale for LS.02.01.20

Because residents may not be able to move on their own to escape the danger of fire, buildings in which residents are cared for must be designed and maintained so residents can be protected in place or moved to safe places in the building (instead of evacuated to a place outside the building). Organizations should make sure that a sufficient number of exits exist and that they are configured to provide protection from fire. Egress doors should not be locked in a way that restricts passage to safety. Means of egress include corridors, stairways, and doors that allow individuals to leave a building or to move between specific spaces in a building. They allow individuals to escape from fire and smoke and, therefore, are an integral part of a fire protection strategy.

Note: The Life Safety Code does permit select doors to be locked when there are clinical reasons to restrict the movement of the resident.


Elements of Performance for LS.02.01.20





- | | | |
|----|--|--|
| 1. | Doors in a means of egress are unlocked in the direction of egress. (For full text and any exceptions, refer to NFPA 101-2000: 18/19.2.2.2.4) |  A |
| 2. | Doors in a means of egress swing in the direction of egress in organizations whose occupancy is 50 or more. (For full text and any exceptions, refer to NFPA 101-2000: 7.2.1.4.2) | C |
| 3. | Walls containing horizontal exits are fire rated for 2 or more hours, extend from the lowest floor slab to the floor or roof slab above, and extend continuously from exterior wall to exterior wall. (See also LS.02.01.10, EP 4) (For full text and any exceptions, refer to NFPA 101-2000: 7.2.4.3.1 and 8.2.2.2) | A |
| 4. | Outside exit stairs are separated from the interior of the building by walls with the same fire rating required for enclosed stairs. The wall extends vertically from the ground to a point 10 feet or more above the top landing of the stairs or roofline (whichever is lower) and extends 10 feet or more horizontally. (For full text and any exceptions, refer to NFPA 101-2000: 7.2.2.6.3) | C |
| 5. | Doors in new buildings that are a part of horizontal exits have approved vision panels and are installed without a center mullion. (For full text and any exceptions, refer to NFPA 101-2000: 18.2.2.5.6) | C |
| 6. | When horizontal exit walls in new buildings terminate at outside walls at an angle of less than 180 degrees, the outside walls are fire-rated for 1 hour for a distance of 10 or more feet. Openings in the walls in the 10-foot span are fire-rated for 3/4 hour. (For full text and any exceptions, refer to NFPA 101-2000: 7.2.4.3.2) | C |
| 7. | Stairs and ramps serving as a required means of egress have handrails and guards on both sides in new buildings and on at least one side in existing buildings. (For full text and any exceptions, refer to NFPA 101-2000: 7.2.2.4.2) | C |
| 8. | Exits discharge to the outside at grade level or through an approved exit passageway that is continuous and terminates at a public way or at an exterior exit discharge. (For full text and any exceptions, refer to NFPA 101-2000: 7.7) |  A |

KEY: **A** indicates scoring category A; **C** indicates scoring category C;  indicates situational decision rules apply;  indicates direct impact requirements apply;  indicates Measure of Success if needed;  indicates that documentation is required

- | | | |
|-----|--|---|
| 9. | When stair doors are held open and the sprinkler or fire alarm system activates the release of one door in a stairway, all doors serving that stairway close. (For full text and any exceptions, refer to NFPA 101-2000: 18/19.2.2.7) | C |
| 10. | Doors to new boiler rooms, new heater rooms, and new mechanical equipment rooms located in a means of egress are not held open by an automatic release device. (For full text and any exceptions, refer to NFPA 101-2000: 18.2.2.2.6) | C |
| 11. | In new buildings, exit corridors are at least 8 feet wide; in existing buildings, exit corridors are at least 4 feet wide. If modifying existing buildings with exit corridors that exceed 8 feet, the exit corridors cannot be reduced to less than 8 feet. (For full text and any exceptions, refer to NFPA 101-2000: 18/19.2.3.3) | C |
| 12. | The corridor width is not obstructed by wall projections. (For full text and any exceptions, refer to NFPA 101-2000: 18/19.2.3.3)
Note: When corridors are 6 feet wide or more, The Joint Commission permits certain objects to project into the corridor, such as hand rub dispensers or computer desks that are retractable. They must be no more than 36 inches wide and cannot project more than 6 inches into the corridor. These items must be installed at least 48 inches apart and above the handrail height. (For full text and any exceptions, refer to: NFPA 101-2000: 18/19.2.3.3) | C |
| 13. | Exits, exit accesses, and exit discharges are clear of obstructions or impediments to the public way, such as clutter (for example, equipment, carts, furniture), construction material, and snow and ice. (For full text and any exceptions, refer to NFPA 101-2000: 7.1.10.1) | C |
| 14. | Exit access doors and exit doors are free of mirrors, hangings, or draperies that might conceal, obscure, or confuse the direction of exit. (For full text and any exceptions, refer to NFPA 101-2000: 7.5.2.2) | C |
| 15. | Floors or compartments in a building have two or more approved exits arranged and constructed to be located remotely from each other. (For full text and any exceptions, refer to NFPA 101-2000: 18/19.2.4.1) | A |
| 16. | Resident sleeping rooms or suites of resident sleeping rooms larger than 1,000 square feet are provided with at least two exit access doors remotely located from each other. (For full text and any exceptions, refer to NFPA 101-2000: 18/19.2.5.2) | C |
| 17. | Rooms or suites (not used as resident sleeping rooms) larger than 2,500 square feet have at least two exit access doors remotely located from each other. (For full text and any exceptions, refer to NFPA 101-2000: 18/19.2.5.3) | C |
| 18. | Suites of resident sleeping rooms are limited to 5,000 square feet, and suites used for other purposes are limited to 10,000 square feet. The suites are arranged so that no intervening rooms are hazardous areas. (See also LS.02.01.30, EP 2) (For full text and any exceptions, refer to NFPA 101-2000: 18/19.2.5.5-7) | C |
| 19. | In suites of resident sleeping rooms, the travel distance to an exit access door from any point in the suite is 100 feet or less. (For full text and any exceptions, refer to NFPA 101-2000: 18/19.2.5.8) | C |
| 20. | In suites not used as resident sleeping rooms that have up to one intervening room, the travel distance to an exit access door from any point in the suite is 100 feet or less, and in suites containing two intervening rooms is 50 feet or less. (For full text and any exceptions, refer to NFPA 101-2000: 18/19.2.5.8) | C |
| 21. | Resident sleeping rooms open directly onto an exit access corridor. (For full text and any exceptions, refer to NFPA 101-2000: 18/19.2.5.1) | C |

KEY: **A** indicates scoring category A; **C** indicates scoring category C; **2** indicates situational decision rules apply; **3** indicates direct impact requirements apply; **M** indicates Measure of Success if needed; **D** indicates that documentation is required

- | | | | |
|-----|---|---|----------|
| 22. | Doors to resident sleeping rooms are not locked. (For full text and any exceptions, refer to NFPA 101-2000: 18/19.2.2.2) |  | A |
| 23. | The travel distance to a room door from any point in a resident sleeping room is 50 feet or less. (For full text and any exceptions, refer to NFPA 101-2000: 18/19.2.6.2.3) | | C |
| 24. | In existing buildings, the travel distance between any room door and an exit is 100 feet or less (or 150 feet or less when equipped with an approved automatic sprinkler system). In new buildings, the travel distance between any room door and an exit is 150 feet or less. (For full text and any exceptions, refer to NFPA 101-2000: 18/19.2.6.2.1) | | C |
| 25. | In existing buildings, the travel distance between any point in a room and an exit is 150 feet or less (or 200 feet or less when equipped with an approved automatic sprinkler system). In new buildings, the travel distance between any point in a room and an exit is 200 feet or less. (For full text and any exceptions, refer to NFPA 101-2000: 18/19.2.6.2.2) | | C |
| 26. | In new buildings, no dead-end corridor is longer than 30 feet. (For full text and any exceptions, refer to NFPA 101-2000: 18.2.5.10) | | C |
| 27. | Means of egress are adequately illuminated at all points, including angles and intersections of corridors and passageways, stairways, stairway landings, exit doors, and exit discharges. (For full text and any exceptions, refer to NFPA 101-2000: 18/19.2.8) | | C |
| 28. | Illumination in the means of egress, including exit discharges, is arranged so that failure of any single light fixture or bulb will not leave the area in darkness. (For full text and any exceptions, refer to NFPA 101-2000: 7.8.1.4) | | C |
| 29. | Stairs serving five or more stories have signs on each floor landing in the stairwell that identify the story, the stairwell, the top and bottom, and the direction to and story of exit discharge. The signs are placed 5 feet above the floor landing in a position that is easily visible when the door is open or closed. (For full text and any exceptions, refer to NFPA 101-2000: 7.2.2.5.4) | | C |
| 30. | Signs reading "No Exit" are posted on any door, passage, or stairway that is neither an exit nor an access to an exit but may be mistaken for an exit. (For full text and any exceptions, refer to NFPA 101-2000: 7.10.8.1) | | A |
| 31. | Exit signs are visible when the path to the exit is not readily apparent. Signs are adequately lit and have letters that are 4 or more inches high (or 6 inches high if externally lit). (For full text and any exceptions, refer to NFPA 101-2000: 7.10.1.2, 7.10.5, 7.10.6.1, and 7.10.7.1) | | C |
| 32. | The organization meets all other Life Safety Code means of egress requirements related to NFPA 101-2000: 18/19.2. | | C |

KEY: **A** indicates scoring category A; **C** indicates scoring category C;  indicates situational decision rules apply;  indicates direct impact requirements apply;  indicates Measure of Success if needed;  indicates that documentation is required

Standard LS.02.01.30

The organization provides and maintains building features to protect individuals from the hazards of fire and smoke.

Rationale for LS.02.01.30

Fire and smoke are special concerns in health care organizations because of the inability of some residents to evacuate without assistance from staff. If not properly protected, the building can put residents at risk because smoke and fire can travel through openings in a building. To facilitate safe evacuation, the effects of fire and smoke can be contained when sections of a building are separated into multiple compartments. In addition, interior finishes need to be controlled to minimize smoke and toxic gases. Openings are necessary and include such features as heating, ventilating, and air conditioning (HVAC) systems, elevator shafts, and trash and laundry chutes. Organizations should design and maintain these openings to contain fire to a compartment or floor.

Elements of Performance for LS.02.01.30

- 1. Existing vertical openings (other than exit stairs) are enclosed with 1-hour fire-rated construction. In new construction, vertical openings (other than exit stairs) are enclosed by 1-hour fire-rated walls when connecting three or fewer floors and 2-hour fire-rated walls when connecting four or more floors. (See also LS.02.01.10, EP 4)

C

Note: These vertical openings include, but are not limited to, communicating stairs, ramps, elevator shafts, ventilation shafts, light shafts, trash chutes, linen chutes, and utility chases. (For full text and any exceptions, refer to NFPA 101-2000: 18/19.3.1.1)

KEY: **A** indicates scoring category A; **C** indicates scoring category C; **2** indicates situational decision rules apply; **3** indicates direct impact requirements apply; **M** indicates Measure of Success if needed; **D** indicates that documentation is required

2. All hazardous areas are protected by walls and doors in accordance with NFPA 101-2000: 18/19.3.2.1. (See also LS.02.01.10, EP 5; LS.02.01.20, EP 18) Hazardous areas include, but are not limited, to the following: **C**
- Boiler/fuel-fired heater rooms
- Existing boiler/fuel-fired heater rooms have sprinkler systems, resist the passage of smoke, and have doors with self-closing or automatic-closing devices; or the rooms have 1-hour fire-rated walls and 3/4-hour fire-rated doors.
 - New boiler/fuel-fired heater rooms have sprinkler systems and have 1-hour fire-rated walls and 3/4-hour fire-rated doors.
- Central/bulk laundries larger than 100 square feet
- Existing central/bulk laundries larger than 100 square feet have sprinkler systems, resist the passage of smoke, and have doors with self-closing or automatic-closing devices; or the laundries have 1-hour fire-rated walls and 3/4-hour fire-rated doors.
 - New central/bulk laundries larger than 100 square feet have sprinkler systems and have 1-hour fire-rated walls and 3/4-hour fire-rated doors.
- Flammable liquid storage rooms (See NFPA 30-1996:4-4.2.1 and 4-4.4.2)
- Existing flammable liquid storage rooms have 2-hour fire-rated walls with 1 1/2-hour fire-rated doors.
 - New flammable liquid storage rooms have sprinkler systems and have 2-hour fire-rated walls with 1 1/2-hour fire-rated doors.
- Laboratories (See NFPA 45-1996 to determine if a laboratory is a "severe hazard" area)
- Existing laboratories that are not severe hazard areas have sprinkler systems, resist the passage of smoke, and have doors with self-closing or automatic-closing devices; or the laboratories have walls fire rated for 1 hour with 3/4-hour fire-rated doors.
 - New laboratories that are not severe hazard areas have sprinkler systems, resist the passage of smoke, and have doors with self-closing or automatic-closing devices.
 - Existing laboratories that are severe hazard areas (See NFPA 99-1999: 10-3.1.1) have 2-hour fire-rated walls with 1 1/2-hour fire-rated doors. When there is a sprinkler system, the walls are fire rated for 1 hour with 3/4-hour fire-rated doors.
 - New laboratories that are severe hazard areas (See NFPA 99-1999: 10-3.1.1) have sprinkler systems and have 1-hour fire-rated walls with 3/4-hour fire-rated doors.
 - Existing flammable gas storage rooms in laboratories have 2-hour fire-rated walls with 1 1/2-hour fire-rated doors. (See NFPA 99-1999: 10-10.2.2)
 - New flammable gas storage rooms in laboratories have sprinkler systems and have 2-hour fire-rated walls with 1 1/2-hour fire-rated doors. (See NFPA 99-1999: 10-10.2.2)
- Maintenance repair shops
- Existing maintenance repair shops have sprinkler systems, resist the passage of smoke, and have doors with self-closing or automatic-closing devices; or the shops have 1-hour fire-rated walls with at least 3/4-hour fire-rated doors.
 - New maintenance repair shops have sprinkler systems and have 1-hour fire-rated walls with 3/4-hour fire-rated doors.
- Piped oxygen tank supply rooms (See NFPA 99-1999: 4-3.1.1.2)
- Existing piped oxygen tank supply rooms have 1-hour fire-rated walls with 3/4-hour fire-rated doors.
 - New piped oxygen tank supply rooms have sprinkler systems and have 1-hour fire-rated walls with 3/4-hour fire-rated doors.
- Paint shops that are not severe hazard areas
- Existing paint shops that are not severe hazard areas have sprinkler systems, resist the passage of smoke, and have doors with self-closing or automatic-closing devices; or the shops have 1-hour fire-rated walls with 3/4-hour fire-rated doors.
 - New paint shops that are not severe hazard areas have sprinkler systems and have 1-hour fire-rated walls with 3/4-hour fire-rated doors.
- Soiled linen rooms

- Existing soiled linen rooms have sprinkler systems, resist the passage of smoke, and have doors with self-closing or automatic-closing devices; or the rooms have 1-hour fire-rated walls with 3/4-hour fire-rated doors.

- New soiled linen rooms have sprinkler systems and have 1-hour fire-rated walls with 3/4-hour fire-rated doors.

Storage rooms

- Existing storage rooms for combustible materials larger than 50 square feet have sprinkler systems, resist the passage of smoke, and have doors with self-closing or automatic-closing devices; or the rooms have 1-hour fire-rated walls with 3/4-hour fire-rated doors.

- New storage rooms for combustible materials 50 to 100 square feet are sprinklered, resist the passage of smoke, and have doors with self-closing or automatic-closing devices.

- New storage rooms for combustible materials larger than 100 square feet are sprinklered and have 1-hour fire-rated walls with 3/4-hour fire-rated doors.

Trash collection rooms

- Existing trash collection rooms have sprinkler systems, resist the passage of smoke, and have doors with self-closing or automatic-closing devices; or the rooms have 1-hour fire-rated walls with 3/4-hour fire-rated doors.

- New trash collection rooms are sprinklered and have 1-hour fire-rated walls with 3/4-hour fire-rated doors.

- | | | |
|----|---|----------|
| 3. | Gift shops storing or displaying combustibles in quantities considered hazardous are separated by 1-hour fire-rated walls and 3/4-hour fire-rated doors. In existing buildings, a combination of walls and doors to limit the passage of smoke and an approved automatic sprinkler system may be used for gift shops storing or displaying combustibles in quantities considered hazardous. (For full text and any exceptions, refer to NFPA 101-2000: 18/19.3.2.5) | C |
| 4. | Existing wall and ceiling interior finishes are rated Class A or B for limiting smoke development and the spread of flames. Newly installed wall and ceiling interior finishes are rated Class A. (For full text and any exceptions, refer to NFPA 101-2000: 18/19.3.3.2) | C |
| 5. | Newly installed interior floor finishes in corridors of smoke compartments without sprinkler systems have a Class I radiant flux rating. (For full text and any exceptions, refer to NFPA 101-2000: 19.3.3.3) | C |
| 6. | Existing corridor partitions are fire rated for 1/2 hour, are continuous from the floor slab to the floor or roof slab above, extend through any concealed spaces (such as those above suspended ceilings and interstitial spaces), are properly sealed, and are constructed to limit the transfer of smoke.
Note 1: Unsealed spaces 1/8-inch wide or less around pipes, conduits, ducts, and wires above the ceiling are permitted.
Note 2: In smoke compartments protected throughout with an approved supervised sprinkler system, corridor partitions are allowed to terminate at the ceiling if the ceiling is constructed to limit the passage of smoke. The passage of smoke can be limited by an exposed, suspended-grid acoustical tile ceiling. The following ceiling features also limit the passage of smoke: sprinkler piping and sprinklers that penetrate the ceiling; ducted heating, ventilating, and air-conditioning (HVAC) supply and return-air diffusers; speakers; and recessed lighting fixtures. (For full text and any exceptions, refer to NFPA 101-2000: 19.3.6.2.1 and 19.3.6.2.2) | C |
| 7. | In new buildings, corridor walls are constructed to limit the transfer of smoke. (For full text and any exceptions, refer to NFPA 101-2000: 18.3.6.2) | C |

KEY: **A** indicates scoring category A; **C** indicates scoring category C; **2** indicates situational decision rules apply; **3** indicates direct impact requirements apply; **M** indicates Measure of Success if needed; **D** indicates that documentation is required



- | | | |
|-----|--|----------|
| 8. | <p>In smoke compartments without sprinkler systems, fixed fire windows in corridor walls are 25% or less of the size of the corridor walls in which they are installed.
 Note: Existing window installations that conform to previously accepted Life Safety Code criteria (such as 1,296 square inches or less, fixed wired glass, or fire-rated glazing, and set in approved metal frames) are permitted. (For full text and any exceptions, refer to NFPA 101-2000: 19.3.6.3.8 and 8.2.3.2.2(2))</p> | C |
| 9. | <p>In existing buildings, all corridor doors are constructed of 1 3/4-inch or thicker solid bonded wood core or equivalent material and do not have ventilating louvers or transfer grills (with the exception of bathrooms, toilets, and sink closets that do not contain flammable or combustible materials). (For full text and any exceptions, refer to NFPA 101-2000: 19.3.6.3.1 and 19.3.6.4)</p> | C |
| 10. | <p>Corridor doors do not have nonrated protective plates that are placed higher than 48 inches above the bottom of the door. (For full text and any exceptions, refer to NFPA 101-2000: 18/19.3.6.3.5)</p> | C |
| 11. | <p>Corridor doors are fitted with positive latching hardware, are arranged to restrict the movement of smoke, and are hinged so that they swing. The gap between meeting edges of door pairs is no wider than 1/8 inch, and undercuts are no larger than 1 inch. Roller latches are not acceptable.
 Note: For existing doors, it is acceptable to use a device that keeps the door closed when a force of 5 foot-pounds are applied to the edge of the door. (For full text and any exceptions, refer to NFPA 101-2000: 18/19.3.6.3.2, 18/19.3.6.3.1, and 7.2.1.4.1)</p> | C |
| 12. | <p>Openings in vision panels or doors in corridor walls (other than in smoke compartments containing resident sleeping rooms) are installed at or below one half the distance from the floor to the ceiling. These openings may not be larger than 80 square inches in new buildings or larger than 20 square inches in existing buildings.
 Note: Openings may include, but are not limited to, mail slots and pass-through windows in areas such as laboratories, pharmacies, and cashier stations. (For full text and any exceptions, refer to NFPA 101-2000: 18/19.3.6.5)</p> | C |
| 13. | <p>Corridors serving adjoining areas are not used for a portion of an air supply, air return, or exhaust air plenum.
 Note: The Joint Commission interprets the NFPA code to allow incidental air movement between rooms and corridors (such as isolation rooms) because of the need for pressure differentials in health care organizations. In such cases, the direction of airflow is not the focus for this element of performance. For the purpose of fire protection, air transfer should be limited to the amount necessary to maintain positive or negative pressure differentials. (For full text and any exceptions, refer to NFPA 90A-1999: 2-3.11.1)</p> | C |
| 14. | <p>In existing buildings at least two smoke compartments are provided for every story that has more than 30 residents in sleeping rooms. (For full text and any exceptions, refer to NFPA 101-2000: 19.3.7.1)</p> | A |
| 15. | <p>In new buildings at least two smoke compartments are provided for every story with resident sleeping or treatment rooms, for non-sleeping stories that have an occupant capacity of 50 or more people, and on usable but unoccupied stories. (For full text and any exceptions, refer to NFPA 101-2000: 18.3.7.1 and 18.3.7.2)</p> | A |
| 16. | <p>Smoke barriers limit the maximum size of each smoke compartment to 22,500 square feet. The travel distance from any point within the compartment to a smoke barrier door is no more than 200 feet. (For full text and any exceptions, refer to NFPA 101-2000: 18/19.3.7.1)</p> | C |

- | | | |
|-----|---|----------|
| 17. | The size of smoke compartments meets the requirements of NFPA 101-2000: 18/19.3.7.4. | C |
| 18. | Smoke barriers extend from the floor slab to the floor or roof slab above, through any concealed spaces (such as those above suspended ceilings and interstitial spaces), and extend continuously from exterior wall to exterior wall. All penetrations are properly sealed. (For full text and any exceptions, refer to NFPA 101-2000: 18/19.3.7.3) | C |
| 19. | In existing buildings, smoke barriers are fire rated for 1/2 hour; in new buildings, smoke barriers are fire rated for 1 hour. (For full text and any exceptions, refer to NFPA 101-2000: 18/19.3.7.3) | C |
| 20. | In existing buildings, ducts that penetrate smoke barriers are protected by approved smoke dampers that close when a smoke detector is activated. The detector is located either within the duct system or in the area serving the smoke compartment.
Note: In existing buildings with two adjacent compartments with approved automatic sprinkler systems, dampers in common smoke barriers are not required. (For full text and any exceptions, refer to NFPA 101-2000: 18/19.3.7.3 and 8.3.5.2) | C |
| 21. | Approved smoke dampers protect air transfer openings extending through smoke barriers in ceiling spaces that are used as an unducted common plenum for either supply or return air. (For full text and any exceptions, refer to NFPA 101-2000: 8.3.5.1) | C |
| 22. | Fixed fire window assemblies in smoke barrier walls or doors are fire rated for 20 minutes and are 25% or less of the size of the fire barrier in which they are installed.
Note: Existing window installations that have fixed wire glass or fire-rated glazing, are 1,296 square inches in size or smaller, and are set in approved metal frames are acceptable. (For full text and any exceptions, refer to NFPA 101-2000: 18.3.7.7, 19.3.7.5, and 8.2.3.2.2) | C |
| 23. | Doors in smoke barriers are self-closing or automatic-closing, constructed of 1 3/4-inch or thicker solid bonded wood core or equivalent, and fitted to resist the passage of smoke. The gap between meeting edges of door pairs is no wider than 1/8 inch, and undercuts are no larger than 3/4 inch. Doors do not have nonrated protective plates more than 48 inches above the bottom of the door. (For full text and any exceptions, refer to NFPA 101-2000: 18/19.3.7.5, 18/19.3.7.6, and 8.3.4.1) | C |
| 24. | In buildings, exit stairs connecting three or fewer floors are fire rated for 1 hour; exit stairs connecting four or more floors are fire rated for 2 hours. (For full text and any exceptions, refer to: NFPA 101-2000:7.1.3.2.1) | C |
| 25. | The organization meets all other Life Safety Code fire and smoke protection requirements related to NFPA 101-2000: 18/19.3.
Note: For The Joint Commission's accepted amount of alcohol-based hand rub permitted within a single smoke compartment, see http://www.jointcommission.org/lsc . | C |

Standard LS.02.01.34

The organization provides and maintains fire alarm systems.



Elements of Performance for LS.02.01.34





- | | | |
|----|--|--|
| 1. | The fire alarm signal automatically transmits to one of the following (For full text and any exceptions, refer to NFPA 101-2000: 9.6.4):
- An auxiliary fire alarm system with direct connection to the servicing fire department as described in NFPA 72-1999: 6-16
- Central station service as described in NFPA 72-1999: 5-2
- A proprietary supervising station system as described in NFPA 72-1999: 5-3 or The Joint Commission's approved method for a manual transmission system at http://www.jointcommission.org/lsc
- A remote supervising station fire alarm system as described in NFPA 72-1999: 5-4 |  A |
| 2. | The master fire alarm control panel is located in a protected environment (an area enclosed with 1-hour fire-rated walls and 3/4-hour fire-rated doors) that is continuously occupied or in an area with a smoke detector. (See also LS.02.01.10, EP 5) (For full text and any exceptions, refer to NFPA 101-2000: 9.6.4 and NFPA 72-1999: 1-5.6 and 3-8.41) |  A |
| 3. | The remote ancillary annunciator panel is in a location approved by the local fire department or its equivalent. (For full text and any exceptions, refer to NFPA 101-2000: 9.6.4) | A |
| 4. | The organization meets all other Life Safety Code fire alarm requirements related to NFPA 101-2000: 18/19.3.4. | C |



Standard LS.02.01.35

The organization provides and maintains systems for extinguishing fires.

Elements of Performance for LS.02.01.35

- | | | |
|----|--|--|
| 1. | The fire alarm system monitors approved automatic sprinkler system components. (For full text and any exceptions, refer to NFPA 101-2000: 18/19.3.5.2 and 9.7.2.2) |  A |
| 2. | The fire alarm system is connected to water flow alarms. (For full text and any exceptions, refer to NFPA 101-2000: 9.7.2.2) |  A |
| 3. | Piping supports for approved automatic sprinkler systems are not damaged or loose. (For full text and any exceptions, refer to NFPA 25-1998: 2-2.3) | C |
| 4. | Piping for approved automatic sprinkler systems is not used to support any other item. (For full text and any exceptions, refer to NFPA 25-1998: 2-2.2) | C |
| 5. | Sprinkler heads are not damaged and are free from corrosion, foreign materials, and paint. (For full text and any exceptions, refer to NFPA 25-1998: 2-2.1.1) | C |
| 6. | There are 18 inches or more of open space maintained below the sprinkler deflector to the top of storage.
Note: Perimeter wall and stack shelving may extend up to the ceiling when not located directly below a sprinkler head. (For full text and any exceptions, refer to NFPA 13-1999: 5-8.5.2.1) | C |


KEY: **A** indicates scoring category A; **C** indicates scoring category C;  indicates situational decision rules apply;  indicates direct impact requirements apply;  indicates Measure of Success if needed;  indicates that documentation is required

- | | | |
|-----|--|--|
| 7. | Limited-area sprinkler systems protecting isolated, hazardous areas connected to the domestic water system have a shutoff valve and are limited to six or fewer sprinkler heads. Water flow detection is provided in new installations where two or more sprinkler heads serve one area. (For full text and any exceptions, refer to NFPA 101-2000: 9.7.1.2) | A |
| 8. | The travel distance from any point to the nearest fire extinguisher is 75 feet or less. (For full text and any exceptions, refer to NFPA 101-2000: 18/19.3.5.6 and NFPA 10-1998: 3-1.1) | C |
| 9. | Class K-type portable fire extinguishers are located within 30 feet of grease-producing cooking devices such as deep fat fryers, ranges, griddles, or broilers. (For full text and any exceptions, refer to NFPA 101-2000: 18/19.3.5.6 and NFPA 10-1998: 2-3.2) | A |
| 10. | Grease-producing cooking devices such as deep fat fryers, ranges, griddles, or broilers have an exhaust hood, an exhaust duct system, and grease removal devices without mesh filters. (For full text and any exceptions, refer to NFPA 101-2000: 18/19.3.2.6 and NFPA 96-1998: 1-3.1) | C |
| 11. | The automatic fire extinguishing system for grease-producing cooking devices does the following: Activates the building fire alarm system. (For full text and any exceptions, refer to NFPA 101-2000: 18/19.3.2.6; NFPA 96-1998: 7-1.1 and 7-6.2) |  A |
| 12. | The automatic fire extinguishing system for grease-producing cooking devices does the following: Deactivates the fuel source. (For full text and any exceptions, refer to NFPA 101-2000: 18/19.3.2.6; NFPA 96-1998: 7-1.1 and 7-4.1) |  A |
| 13. | The automatic fire extinguishing system for grease-producing cooking devices does the following: Controls the exhaust fans as designed. (For full text and any exceptions, refer to NFPA 101-2000: 18/19.3.2.6; NFPA 96-1998: 7-1.1 and 8-1.5) | A |
| 14. | The organization meets all other Life Safety Code automatic extinguishing requirements related to NFPA 101-2000: 18/19.3.5. | C |

Standard LS.02.01.40

The organization provides and maintains special features to protect individuals from the hazards of fire and smoke.

Elements of Performance for LS.02.01.40





- | | | |
|----|--|--|
| 1. | Windowless buildings or portions of windowless buildings meet the requirements of NFPA 101-2000: 18/19.4.1. (For full text and any exceptions, refer to NFPA 101-2000: 11.7) | C |
| 2. | New high-rise buildings have an approved automatic sprinkler system that meets the requirements of NFPA 101-2000: 18.4.2. (For full text and any exceptions, refer to NFPA 101-2000: 11.8) |  A |


Standard LS.02.01.50





The organization provides and maintains building services to protect individuals from the hazards of fire and smoke.

Elements of Performance for LS.02.01.50

- | | | |
|----|---|----------|
| 1. | Fireplaces are not permitted in resident sleeping areas. Where allowed, fireplaces are separated from resident sleeping spaces by 1-hour or more fire-rated construction. (For full text and any exceptions, refer to NFPA 101-2000: 18/19.5.2.2) | C |
|----|---|----------|

KEY: **A** indicates scoring category A; **C** indicates scoring category C;  indicates situational decision rules apply;  indicates direct impact requirements apply;  indicates Measure of Success if needed;  indicates that documentation is required

- | | | |
|-----|--|---|
| 2. | Fireplaces are equipped with a fireplace enclosure guaranteed against breakage up to a temperature of 650°F (343.3°C) and constructed of heat-tempered glass or other approved material. (For full text and any exceptions, refer to NFPA 101-2000: 18/19.5.2.2) | C |
| 3. | The hearth of newly installed fireplaces is raised at least 4 inches above the floor. (For full text and any exceptions, refer to NFPA 101-2000: 18.5.2.2) | C |
| 4. | <p>New elevators are equipped with the following:</p> <ul style="list-style-type: none"> - Firefighters' service key recall - Smoke detector automatic recall - Firefighters' service emergency in-car key operation - Machine room smoke detectors - Elevator lobby smoke detectors <p>Existing elevators that have a travel distance of 25 feet or more above or below the level that best serves the needs of firefighters also meet these requirements. (For full text and any exceptions, refer to NFPA 101-2000: 18/19.5.3 and 9.4.3)</p> |  A |
| 5. | Trash chutes discharge into collection rooms that are not used for any other purpose. (For full text and any exceptions, refer to NFPA 101-2000: 18/19.5.4.3) | C |
| 6. | In new buildings, linen and waste chutes have vent openings through the roof that open to the outside atmosphere. (For full text and any exceptions, refer to NFPA 101-2000: 18.5.4.1 and NFPA 82-1999: 3-2.2.4) | C |
| 7. | In buildings more than two stories high, an approved automatic sprinkler system is located above the top of the linen and waste chute service openings on the lowest service levels and above the service door opening on alternate floor levels. (For full text and any exceptions, refer to NFPA 101-2000: 18/19.5.4.2 and NFPA 82-1999: 3-2.5.1) | C |
| 8. | In existing buildings, linen and waste chute service inlet door assemblies are fire rated for 3/4 hour (or for 1 hour if it opens into a corridor). In new buildings, the inlet door assemblies are fire rated for 1 hour (or for 1 1/2 hours in chutes of four stories or more). (For full text and any exceptions, refer to NFPA 101-2000: 18/19.5.4.1) | C |
| 9. | <p>All linen and waste chute inlet and discharge service doors have both self-closing and positive latching devices.</p> <p>Note: Discharge doors may be held open with fusible links or electrical hold-open devices. (For full text and any exceptions, refer to NFPA 101-2000: 18/19.5.4.1 and 8.2.3.2.3.1; NFPA 82-1999: 3-2.2.9)</p> | C |
| 10. | Linen and trash chute discharge door assemblies are fire rated for 1 hour. (For full text and any exceptions, refer to NFPA 101-2000: 18/19.5.4.1 and 8.2.3.2.3.1) | C |
| 11. | Linen and waste chutes discharge into a collection room separated from the corridor by 1-hour fire-rated walls. (For full text and any exceptions, refer to NFPA 101-2000: 18/19.5.4.1 and 18/19.3.2.1; NFPA 82-1999: 3-2.6.1) | C |
| 12. | The organization meets all other Life Safety Code building service requirements related to NFPA 101-2000: 18/19.5. | C |

KEY: **A** indicates scoring category A; **C** indicates scoring category C;  indicates situational decision rules apply;  indicates direct impact requirements apply;  indicates Measure of Success if needed;  indicates that documentation is required

Standard LS.02.01.70

The organization provides and maintains operating features that conform to fire and smoke prevention requirements.

Elements of Performance for LS.02.01.70

- | | | |
|----|---|----------|
| 1. | The organization prohibits all combustible decorations that are not flame retardant. (For full text and any exceptions, refer to NFPA 101-2000: 18/19.7.5.4) | C |
| 2. | Soiled linen and trash receptacles larger than 32 gallons (including recycling containers) are located in a room protected as a hazardous area. (For full text and any exceptions, refer to NFPA 101-2000: 18/19.7.5.5) | C |
| 3. | The organization prohibits portable space heaters within smoke compartments containing resident sleeping areas and treatment areas. (For full text and any exceptions, refer to NFPA 101-2000: 18/19.7.8) | C |
| 4. | The organization meets all other Life Safety Code operating feature requirements related to NFPA 101-2000: 18.7/19.7. (See also EC.02.03.03, EP 1) | C |

KEY: **A** indicates scoring category A; **C** indicates scoring category C; **2** indicates situational decision rules apply; **3** indicates direct impact requirements apply; **M** indicates Measure of Success if needed; **D** indicates that documentation is required